

Report on the actuarial valuation as at 31 March 2019

South Yorkshire Pension Fund

31 March 2020



Contents

Introduction	3
1. Funding Strategy – Key Elements.....	4
2. Key results of the funding assessment	6
• Solvency funding position	6
• Primary Contribution Rate	7
• Correcting the imbalance – Secondary Contribution Rate.....	8
• The McCloud Judgement.....	8
3. Experience since last valuation.....	9
• Summary of key inter-valuation experience	9
• Reasons for the change in funding position since the last actuarial valuation.....	10
4. Cash flows, risks and alternative funding positions.....	11
• Benefit cash flows	11
• Projected funding position at next actuarial valuation.....	12
• Material risks faced by the Fund	12
• Impact of COVID-19	12
• Sensitivity of funding position to changes in key assumptions	13
• Minimum risk funding position.....	13

Appendices

Appendix A. Assumptions	16
• How the benefits are valued.....	16
• Financial assumptions used to calculate the solvency funding target.....	17
• Demographic assumptions used	18
• Assumptions used to calculate the Primary Contribution Rate.....	22
Appendix B. Summary membership data	24
Appendix C. Assets.....	25
Appendix D. Scheme benefits.....	26
Appendix E. Analysis of membership experience	28
Appendix F. Valuation Dashboard as agreed by Scheme Advisory Board	29
Appendix G. Rates and Adjustments Certificate issued in accordance with Regulation 62	31
Appendix H. Schedule to the Rates and Adjustments Certificate dated 31 March 2020	33
Appendix I. Glossary	87


Introduction

This report is addressed to South Yorkshire Pensions Authority (“the Administering Authority”) as the Administering Authority of the South Yorkshire Pension Fund (“the Fund”) and is provided to meet the requirements of Regulation 62 of the Local Government Pension Scheme Regulations 2013 (as amended) (“the Regulations”). It describes the factors considered by the Administering Authority when carrying out the actuarial valuation as at 31 March 2019 and the decisions reached as a result.

The purpose of the actuarial valuation is for the Administering Authority to determine:

- The expected cost of providing the benefits built up by members at the valuation date (the “liabilities”), and compare this against the funds held by the Fund (the “assets”).
- The contributions needed to cover the cost of the benefits that active members will build up in the future and other costs incurred in running the Fund (the ‘Primary Contribution Rate’).
- An appropriate plan for making up the shortfall if the Fund has less assets than liabilities. This plan will cover the amounts which will need to be paid (the ‘Secondary Contribution Rate’) and the timeframe over which they will be paid (‘the Recovery Period’).

Signature

Name

Paul Middleman

Clive Lewis

Qualification

Fellow of the Institute and Faculty of Actuaries

Fellow of the Institute and Faculty of Actuaries

Date

31 March 2020

This report uses various technical terms. These are explained in more detail in the explanatory boxes which appear throughout this report, and in the Glossary at Appendix I.

This report has been prepared in accordance with Technical Actuarial Standards TAS 100: Principles for Technical Actuarial Work and TAS 300: Pensions which are issued by the Financial Reporting Council. The calculations referred to in the report use methods and assumptions appropriate for reviewing the financial position of the Fund and determining a contribution rate for the future. Mercer does not accept liability to any third party in respect of this report; nor do we accept liability to the Administering Authority if the information provided in this report is used for any purpose other than that stated. The report may be disclosed to members and others who have a statutory right to see it. It may also be disclosed to any participating employer and, if the Administering Authority and Mercer consent, it may be disclosed to other third parties.

1

Funding Strategy – Key Elements

Fundamental to the valuation results is the funding strategy adopted by the Fund. This funding strategy is set out in a specific document (the Funding Strategy Statement or FSS for short) which is one of the Administering Authority's key governance documents for the Fund. In essence, the FSS sets out an overview of the approach to be used for the actuarial valuation. Amongst other things it outlines the assumptions, both economic and demographic, to be used in calculating the value of the liabilities built up, the contributions required to correct any funding shortfall or surplus, and the contribution rate required to fund the benefits for future service. It also sets out the strategy for making good any funding shortfall, in particular how any shortfall is expected to be financed in terms of the balance between future contributions and future investment returns, and the period over which any surplus or shortfall is expected to be recovered.

The FSS is the Administering Authority's key governance document in relation to the actuarial valuation. It sets out the funding policies adopted, the actuarial assumptions used, and the timescales over which deficits will be paid off. Employers are consulted about the FSS as part of the actuarial valuation process.

The principal elements of the funding strategy adopted for this actuarial valuation are as follows:

- The McCloud judgment (see Appendix D for details) – the Solvency Funding Position and Primary Contribution Rate set out in Section 2 of this report do not include an allowance in relation to the potential cost of the McCloud judgment. However, an estimate of the effect of the judgment for the whole Fund is shown at the end of that section. Each employer has been notified of a reasonable estimate of the potential cost of the judgment and given the option to pay additional contributions over 2020/23 in respect of this, which would not be reviewed until the next actuarial valuation unless this is a requirement of the final, remedy process. Once the final remedy for McCloud is known, employers who did not make an allowance in their rates will be notified of the costs and any additional payments required.

The “McCloud judgment” refers to a legal challenge in relation to historic benefit changes for all public sector schemes being age discriminatory. The Government announced in 2019 that this needs to be remedied for all schemes including the LGPS. This is likely to result in increased costs for some employers. This remedy is not yet agreed but guidance issued requires that the each Fund sets out its policy on addressing the implications.
- Assumed rate of future long term average CPI inflation – 2.4% p.a., based on the yields available on gilts and index-linked gilts of appropriate duration less an adjustment of 1% p.a. to allow for the difference between market-implied future RPI and estimated future CPI inflation.
- Real investment returns over and above CPI for past service – 1.50% p.a., based on the anticipated real returns achievable on the Fund's expected long-term investment strategy with a suitable margin for prudence.
- Real investment returns over and above CPI for future service – 2.35% p.a., based on the anticipated real returns achievable on future invested contributions.

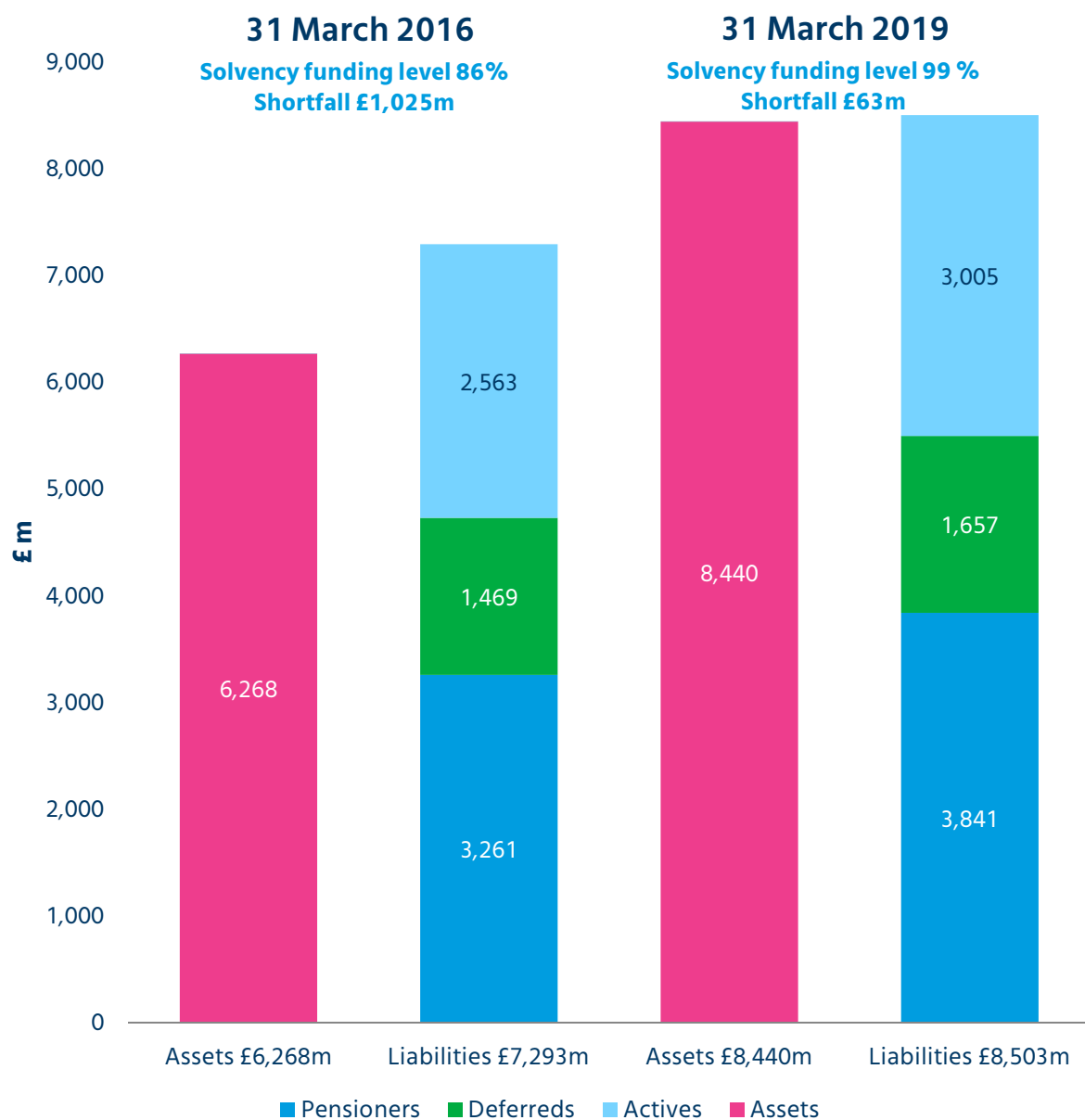
- Future pay growth – 3% p.a. over the 4 years to April 2023, taking into account the government's policy on pay restraint in the public sector, and then 1.25% p.a. over and above CPI in the longer term.
- Baseline life expectancy based on a scheme-specific mortality study.
- Future mortality improvements based on the CMI 2018 model with a long-term improvement trend of 1.75% p.a.
- An average recovery period of 15 years for correcting any imbalance between the existing assets and past service liabilities. The FSS sets out the circumstances in which this might vary from one employer to another.

2

Key results of the funding assessment

Solvency funding position

The table below compares the assets and liabilities of the Fund at 31 March 2019. Figures are also shown for the last valuation as at 31 March 2016 for comparison.



The chart shows that **at 31 March 2019 there was a shortfall of £63m** against the Fund's solvency funding target. An alternative way of expressing the position is that **the Fund's assets were sufficient to cover 99% of its liabilities** – this percentage is known as the solvency funding level of the Fund.

At the previous valuation at 31 March 2016 the shortfall was £1,025m, equivalent to a solvency funding level of 86%. The key reasons for the changes between the two valuations are considered in Section 4.

The liability value at 31 March 2019 shown in the table above is known as the Fund's "solvency funding target". The solvency funding target is calculated using assumptions that the Administering Authority has determined are appropriate having consulted with the actuary, and are also set out in the FSS.

The LGPS Regulations require the contributions to be set so as to secure the Fund's solvency and long-term cost efficiency. In this context solvency means being able to meet the liabilities as and when they arise, with long-term cost efficiency meaning that contribution levels should not be set so as to give rise to additional costs at a later date. In practice, contribution levels have been set so as to target a solvency funding level of 100%, based on the funding parameters outlined in Section 2 above.

Further details of the way in which the solvency funding target has been calculated are set out in Appendix A.

Primary Contribution Rate

The valuation looks at the normal employer contribution rate required to cover the cost of the benefits (including death benefits and expenses) that will be built up over the year after the valuation date (the "Primary Contribution Rate"). A summary of the assumptions used is provided in Appendix A.

The "Primary rate" of the employers' contribution is the contribution rate required to meet the cost of the future accrual of benefits including ancillary, death in service and ill health benefits together with administration costs.

The table below gives a breakdown of the Primary Contribution Rate at 31 March 2019 and also shows the corresponding rate at 31 March 2016 for comparison. In calculating the average Primary Contribution Rate we have not made any allowance for future members to opt for the 50:50 scheme

Active members pay contributions to the Fund as a condition of membership in line with the rates required under the governing Regulations (see Appendix D).

PRIMARY CONTRIBUTION RATE	% of Pensionable Pay	
	31 March 2019	31 March 2016
Normal Contribution rate for retirement and death benefits	22.0	21.0
Allowance for administrative expenses	0.5	0.4
Total normal contribution rate	22.5	21.4
Average member contribution rate	6.4	6.4
Primary contribution rate*	16.1	15.0

** In line with updated CIPFA guidance, the 2019 Primary Contribution Rate is the weighted average of the individual employer Primary Contribution Rates as derived based on their individual circumstances (e.g. whether or not they are closed to new entrants).*

Correcting the imbalance – Secondary Contribution Rate

The funding objective as set out in the FSS is to achieve and maintain a solvency funding level of 100% of liabilities (the solvency funding target). In line with the FSS, where a shortfall exists at the effective date of the valuation a deficit recovery plan will be put in place which requires additional contributions to correct the shortfall. Equally, where there is a surplus it is usually appropriate to offset this against contributions for future service, in which case contribution reductions will be put in place to allow for this.

The FSS sets out the process for determining the recovery plan in respect of each employer. At this actuarial valuation the average recovery period adopted is 15 years, and the total initial recovery payment (the “Secondary rate” for 2020/21) is an addition of approximately £20.0m plus 0.7% of pensionable pay (which allows for the contribution plans which have been set for individual employers under the provisions of the FSS), including the estimated costs in relation to the McCloud judgment and prepayments where appropriate.

The “Secondary rate” of an individual employer’s contribution is an adjustment to the Primary Contribution Rate to reflect any past service deficit or surplus, to arrive at the rate the employers are required to pay.

The Secondary rate for 2020/21 quoted above does not include any allowance for the advance payment of deficit contributions by Sheffield City Council and Borders to Coast Pension Partnership prior to 31 March 2020 (totaling £3.7m).

The McCloud Judgment

As described in Section 1 of this report, the **Solvency Funding Position and Primary Contribution Rate** figures do **not** include an allowance for the estimated cost of the McCloud judgment. However, at the overall Fund level we estimate that the cost of the judgment could be an increase in past service liabilities of broadly £74 million and an increase in the Primary Contribution rate of 0.7% of Pensionable Pay per annum.

The “McCloud judgment” refers to a legal challenge in relation to historic benefit changes for all public sector schemes being age discriminatory. The Government announced in 2019 that this needs to be remedied for all schemes including the LGPS. This is likely to result in increased costs for some employers. This remedy is not yet agreed but guidance issued requires that each Fund sets out its policy on addressing the implications.

To the extent that employers have opted to pay additional contributions over 2020/23 in relation to the McCloud judgment, these emerge in the **Secondary Contribution Rate figures** quoted above.

Overall, based on the decisions taken by employers, it is expected that an additional £38.4m will be paid into the Fund over 2020/23 as a provision in relation to the potential costs emerging from the McCloud judgment. This represents 97% of the total £39.7m calculated across all employers. It also represents approximately 8% of the total contributions (Primary and Secondary Rate) payable over 2020/23.

3

Experience since last valuation

Summary of key inter-valuation experience


The last actuarial valuation was carried out with an effective date of 31 March 2016. With effect from 1 April 2014 the scheme's benefit structure changed from a Final Salary Scheme to a Career Average Revalued Earnings (CARE) Scheme, and the 2016 actuarial valuation took these changes into account.

The average Pensionable Salary increase for the Fund members who were in service for the whole of the inter-valuation period was 3.2% per annum.


Pensions in payment (in excess of Guaranteed Minimum Pensions (GMPs) were increased as guaranteed under the Fund as follows:

- April 2017 1.0%
- April 2018 3.0%
- April 2019 2.4%

Over the inter-valuation period, benefit inflation has averaged 2.1% p.a. Over the three years to 31 March 2019 the gross investment return on the Fund's assets has averaged 10.7% per annum, meaning that the average real return over CPI inflation has been about 8.4% p.a.

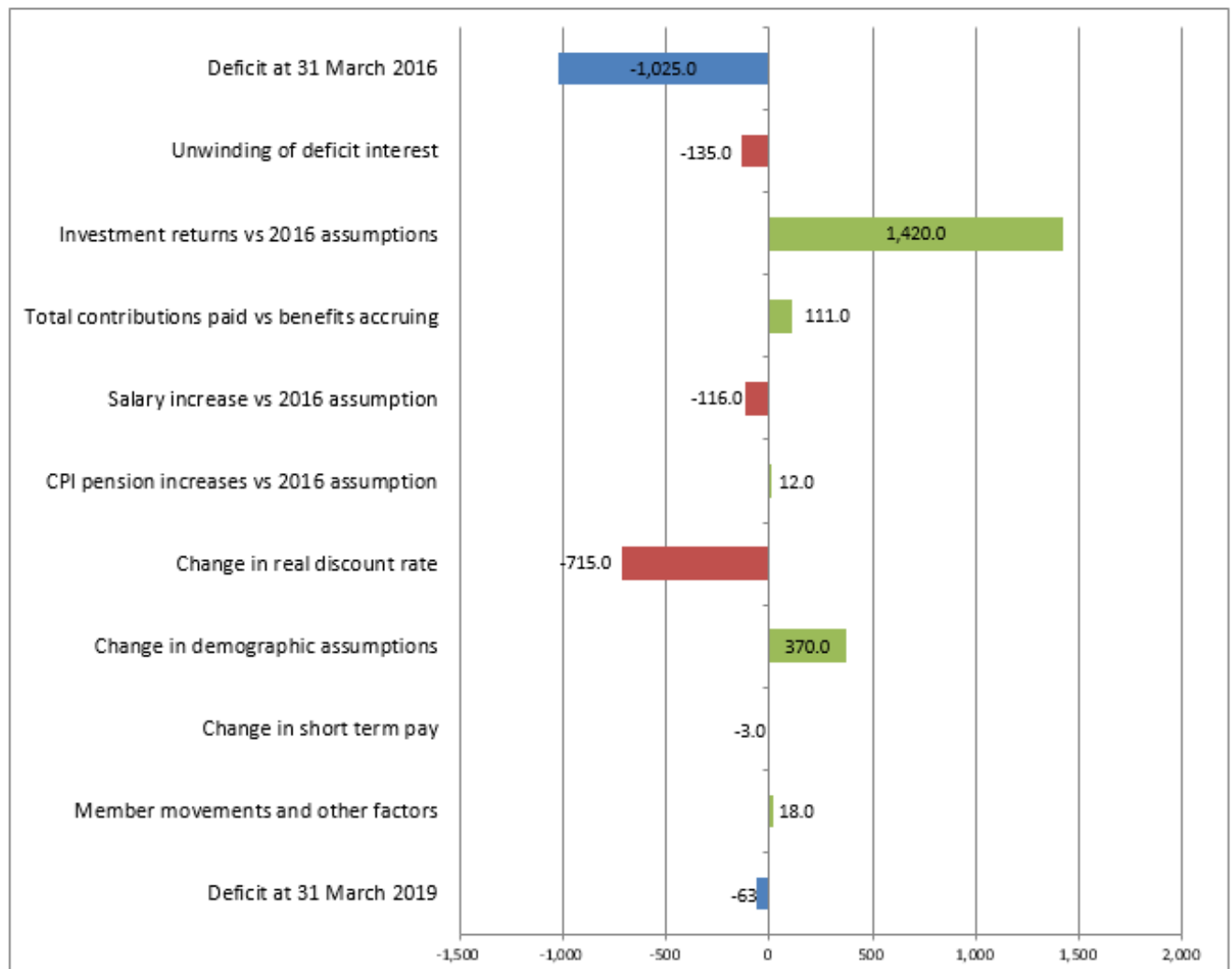


The outcomes from the valuation are determined both by the assumptions adopted for the future, and the Fund's historic experience relative to assumptions made in the past. In this section we consider the effect of the Fund's experience over the last three years.



Reasons for the change in funding position since the last actuarial valuation

The shortfall at the last valuation date was £1,025m. The chart below sets out the main reasons for the change in the shortfall between 31 March 2016 and 31 March 2019 (figures shown in £m).



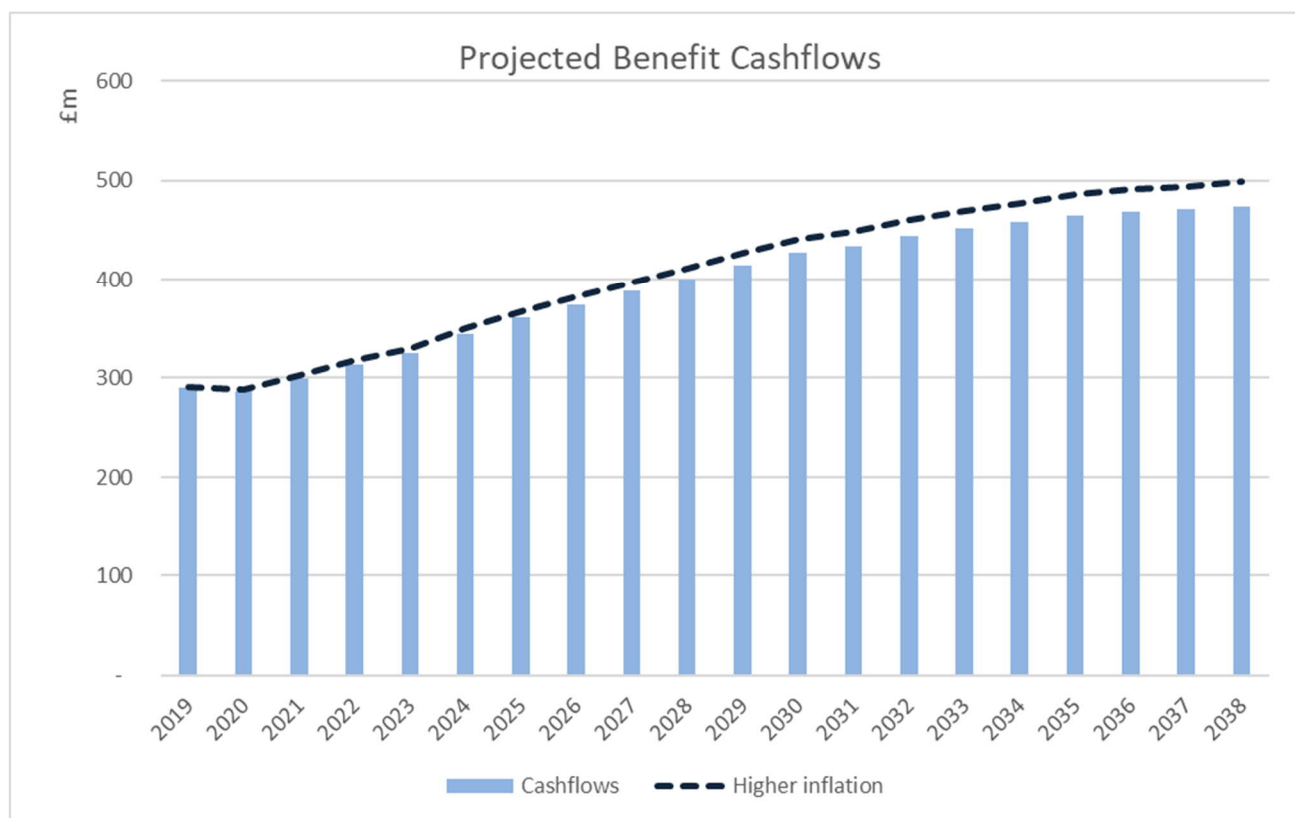
4

Cash flows, risks and alternative funding positions

Benefit cash flows

The projected benefit cash flows which result from applying the assumptions as set out in Section 2 are shown in the chart below. The additional trendline sets out how those total projected benefit cash flows would change if we were to assume inflation of 0.25% p.a. higher than the assumption of 2.4% p.a. used for the actuarial valuation. Over the 20 years following the valuation date, the extra benefit payments which would result from the extra 0.25% p.a. inflation assumption are projected to be £239m.

The actuarial valuation process is principally concerned with projecting all the expected benefit cash flows into the future, and then converting them into present day values by discounting them to allow for assumed future investment returns. The chart shows those projected cash flows, and also illustrates how sensitive they are to the future inflation assumption.



Projected funding position at next actuarial valuation

As part of this valuation, the Administering Authority has set an average recovery plan of approximately 15 years. The next actuarial valuation will take place with an effective date of 31 March 2022. If experience up to that date were to be in line with the assumptions made for this current actuarial valuation and contributions are paid at the agreed rates or amounts, there would be a shortfall at 31 March 2022 of £21m, equivalent to a funding level of close to 100% (prior to any potential impact of the McCloud judgment).

Material risks faced by the Fund

The Fund is subject to some potentially material risks that are, to an extent, outside the Administering Authority's control, but could affect the funding level and ultimately the employer contribution requirements. Any material worsening of the funding level will mean more contributions are needed (either at an increased rate or at the same rate over a longer period) to be able to provide the benefits built up in the Fund – unless experience acts in other ways to improve the funding level. Examples of such risks, and how the Administering Authority manages them, are:

Funding a defined benefit pension scheme such as the LGPS which is open to new members is by its nature uncertain, and involves some level of risk. The principal funding risks are investment (e.g. whether the Fund earns the desired level of long-term real returns) and demographic (e.g. whether longevity of members is longer or shorter than anticipated). In practice, the key is whether such risks can be managed and mitigated.

- If an Employer becomes unable to pay contributions or to make good deficits in the future, the Fund's assets will be lower than expected and the funding level will be worse than expected. The Administering Authority regularly monitors the financial strength of the Employers so that actions can be taken to mitigate (but not fully remove) the risk.
- If future investment returns on assets are lower than assumed in the valuation, the Fund's assets will be lower, and the funding level worse, than expected. The Administering Authority has a process in place to monitor investment performance quarterly, and it reviews the Fund's investment strategy alongside each actuarial valuation. The Fund has also put in place a strategy of "equity protection", which offers some protection to the Fund's asset values in the event of an equity market fall.
- If improvements in life expectancy are greater than assumed, the cost of benefits will increase because members are living longer than expected. This will mean the funding level will be worse than expected. The Administering Authority regularly reviews the Fund's experience and ensures that the assumptions it makes about members' life expectancy take the most recent information available into account.
- If members make decisions about their options which increase the Fund's liabilities, the funding level will be worse than expected. An example would be if members commute less pension for cash than is being assumed. The Administering Authority reviews the Fund's experience at each valuation to ensure that their treatment of member options remains appropriate.

Impact of COVID-19

The valuation results and employer contributions shown in this report are assessed as at 31 March 2019. In March 2020 we have seen significant volatility and disruption to markets for all asset classes around the world to as a result of the uncertainty and slowdown in economic activity caused by the

COVID-19 pandemic. This potentially has far-reaching consequences in terms of funding and risk which will need to be kept under review. Our view is that it is important to take stock of the situation as opposed to make immediate decisions in what is an unprecedented set of events. The Fund has a risk management framework in place and in particular, equity protection is in place, which will may help mitigate some of the impact of these equity market falls if they persist. The level of mitigation will depend on the structure of the arrangements. Our view is that employer contributions should not be revisited but the position should be kept under review by the Administering Authority who will monitor the development of the situation and keep all stakeholders informed of any potential implications so that the outcome can be managed effectively. If necessary and subject to the regulations in place at the time it may be necessary to review contributions for some employers prior to the next scheduled valuation, particularly where there have been material changes in employer covenant.

Sensitivity of funding position to changes in key assumptions

The value placed on the Fund's liabilities is critically dependent on the assumptions used to carry out the calculations. If future experience differs from the assumptions the Administering Authority has used after consulting with the Employers, then the projected future funding level will be different from the level described above.

To illustrate how sensitive the funding level is to experience being different from assumed, the table below shows how the valuation results at 31 March 2019 would have differed given small changes in the key assumptions.

Assumption change	Reduction in surplus/increase in deficit at 31 March 2019 (£m)	Resultant surplus (deficit) at 31 March 2019 (£m)
Original solvency funding position	-	(63)
Real investment return 0.25% lower than assumed	379	(442)
Pensionable Salary growth 0.25% higher than assumed	32	(95)
Long term improvement rate in life expectancy reduced by 0.25% per annum	(64)	1
Assets fall by 25%	2,110	(2,173)

Minimum risk funding position

In assessing the value of the Fund's liabilities (the solvency funding target), allowance has been made for investment returns as described in Appendix A, taking into account the investment strategy adopted by the Fund, as set out in the Fund's Investment Strategy Statement (ISS).

It is not possible to construct a portfolio of investments which produces a stream of income exactly matching the expected liability outgo. However, it is possible to construct a portfolio which attempts closely to match the liabilities and provide a high level of certainty in future investment returns above CPI inflation. This represents a "minimum risk" investment position.

Such a portfolio would consist mainly of a mixture of long-term index-linked and fixed interest gilts. Investment of the Fund's assets in line with the minimum risk portfolio would minimise fluctuations in the Fund's minimum risk funding level between successive actuarial valuations but would result in much higher employer contributions (all other things equal).

If, at the valuation date, the Fund had been invested in this portfolio, then in carrying out the valuation it would not be appropriate to make any allowance for out-performance of the Fund investments. In this event the value of the Fund liabilities would have increased substantially, to £13,851m, and the funding level would have reduced correspondingly to 61%. If the actuarial assumptions are borne out in practice and contributions are paid in line with the Rates and Adjustment Certificate for all employers, the projected funding level on this basis at the next actuarial valuation would be slightly higher at 62% (prior to any potential impact of the McCloud judgment).

The value of the liabilities on the ongoing solvency funding target assumptions was £8,503m, which is £5,348m less than the value on the minimum risk basis. The funding plan is therefore making a prudent allowance for future investment returns of £5,348m over and above those available from the notional minimum risk investment portfolio to support the funding of member benefits along with contributions payable. This is an indication of the expected return built into the funding strategy for the Fund as a whole.

APPENDICES



Appendix A

Assumptions

How the benefits are valued

In order to calculate the liabilities, there is a need to make assumptions about various factors that affect the cost of the benefits provided by the Fund – for example, how long members will live, or the future level of inflation. The table below explains the key assumptions being made in the valuation.

Assumption	Why it is important and how it impacts on the liabilities
Discount rate	<p>The majority of benefits in a pension fund are paid many years in the future. In the period before the benefits are paid, the Administering Authority invests the funds held by the Fund with the aim of achieving a return on those funds. When calculating how much money is needed now to make these benefit payments, it is appropriate to make allowance for the investment return that is expected to be earned on these funds. This is known as “discounting”.</p> <p>The higher the investment return achieved, the less money needs to be set aside now to pay for benefits. The calculation reflects this by placing a lower value on the liabilities if the “discount rate” is higher.</p>
Inflation	<p>Pensions in payment increase in line with Consumer Price Inflation (CPI). Salary growth is also normally linked to price inflation in the long term. A higher inflation assumption will, all other things being equal, lead to a higher value being placed on the liabilities.</p>
Pensionable Salary growth	<p>Benefits earned prior to 1 April 2014 for active members are based on their salaries immediately before retirement, so it is necessary to make an assumption about future Pensionable Salary growth. The higher this assumption, the higher the value placed on the liabilities for active members.</p>
Life expectancy	<p>Pensions are paid while the member (and potentially their spouse or partner) is alive. The longer people live, the greater is the cost of providing a pension. Allowing for longer life expectancy therefore increases the liabilities.</p>

The liabilities of the Fund are calculated by projecting forward all of the future benefit cash flows and discounting them back to the effective date of the valuation, using these assumptions. For example, the liability for a single pensioner is calculated by estimating the amount of each pension payment they will receive in the future, multiplying by the probability that the member will still be alive by the date of each payment, and then discounting each payment back to the effective date of the valuation using the appropriate discount rate, and then summing up all of these discounted amounts. The liabilities for the whole Fund are calculated by summing the liabilities for each of the individual members.

Financial assumptions used to calculate the solvency funding target

The table below summarises the key financial assumptions used in the calculation of the solvency funding target at whole Fund level and those used for the 31 March 2016 actuarial valuation. Section 1 of this report sets out how these assumptions might vary from one employer to another.

Financial assumptions	31 March 2019	31 March 2016
Discount rate	3.9 % p.a.	4.2 % p.a.
Price inflation (CPI)	2.4% p.a.	2.2% p.a.
Salary increases (short term)	3% p.a. for 4 years*	1.25% p.a. for 4 years*
Salary increases (long term)	3.65% p.a.	3.45% p.a.
Pension increases in payment:	2.4% p.a.	2.2% p.a.

* unless agreed with the Administering Authority

The key financial assumption is the expected long term investment return above CPI inflation as this is usually the principal factor which determines the long term cost to employers via their contributions. In determining this we consider first the long term real returns (i.e. returns above CPI) which the Fund's investment strategy can be expected to deliver based on market outlook at the valuation date taking into account the projected cashflow position of the Fund. This analysis then helps us recommend and agree with the Administering Authority on a suitably prudent assumption for the valuation discount rate based on the investment strategy, any risk management framework in place, and reasonably allowing for the likely changes in investment strategy as the Fund matures. In order to consider the level of prudence we look at the likelihood of the expected real return from the Fund's assets exceeding the assumption made. We measure this by considering the percentile expected return from the analysis. A return assumption higher than the 50th percentile return from the analysis can be deemed to be prudent and retain margins to provide some protection against increases in contributions at future valuations.

Our analysis of expected future real investment returns uses a Monte Carlo simulation (stochastic) model, based on 4,000 simulations. Within the overall analysis we specify and calibrate a range of economic and asset class models. Our analysis uses an asset correlation matrix to help generate each stochastic simulation. The model includes estimates for long-term expected returns and inflation along with volatilities each asset class and inflation.

At this actuarial valuation the real discount rate which we have used is 1.5 % p.a., which is the 63rd percentile return from our analysis. At the previous valuation the real discount rate used was 2.0 % p.a., which at the time was a similar percentile return.

Demographic assumptions used

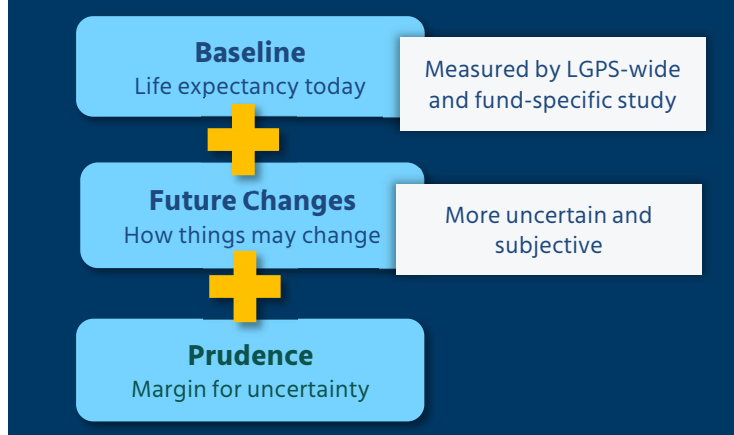
Post-retirement Mortality

Mortality (or life expectancy) tables are typically made up of three elements: a baseline table (equivalent to the expected current mortality), an allowance for future improvements, and a margin for prudence. Very few pension funds are large enough for them to be able to determine a bespoke set of baseline assumptions based purely on the fund's own membership experience. Typically, the life expectancy assumptions are set by benchmarking a fund's membership profile and mortality experience against larger external datasets. For this actuarial valuation, we have benchmarked the Fund's membership profile and experience against the "S tables" published by the CMI. We have applied weightings and age ratings as appropriate to adjust the standard tables so as to arrive at assumptions which are appropriate for the Fund. We have generally used the S3PA tables ("middle" tables for females), other than for female dependants where the S3DA tables have been used and ill-health retirements where the S3IA tables have been used. At the 2016 actuarial valuation the S2PA tables were used (S2DA tables for female dependants).

The weightings and age ratings applied to the above are set out in the table below.

There are two separate decisions on mortality assumptions:

- The baseline table for the current rates of mortality; and
- The allowance for future improvements.



Current Status	Retirement Type	2019 weighting/age rating	2016 weighting/age rating
Annuitant	Normal Health	101% males, 88% females	96% males, 88% females
	Dependant	133% males, 89% females	122% males, 104% females
	Ill Health	125% males, 122% females	96% males, 88% females with an age rating of +3 years in each case
	Future Dependant	128% males, 107% females	119% males, 114% females
Active	Normal Health	109% males, 90% females	96% % males, 88% females
	Ill Health	125% males, 139% females	96% males, 88% females with an age rating of +4 years in each case
Deferred	All	131% males, 105% females	96% males, 88% females
Active/ deferred	Future Dependant	137% males, 113% females	119% males, 114% females

A weighting applied to an actuarial table has the effect of increasing or reducing the chance of survival at each age, which increases or reduces the corresponding life expectancy. Similarly, an age rating applied to an actuarial table has the effect of assuming that beneficiaries have a life expectancy equal to those older (or younger) than their actual age.

Future improvements are assumed to follow the CMI 2018 model with a 1.75% p.a. long-term improvements trend. At the 2016 actuarial valuation the CMI 2015 model with 1.5% p.a. long-term trend was used.

The mortality assumptions used for the 31 March 2019 valuation result in the following life expectancies.

	Years
Life expectancy for a male aged 65 now	22.4
Life expectancy at 65 for a male aged 45 now	23.8
Life expectancy for a female aged 65 now	25.1
Life expectancy at 65 for a female aged 45 now	27.0

Pre-retirement Mortality

The following mortality tables (together with any appropriate weightings and age ratings) have been adopted for mortality rates in the period up to retirement.

	31 March 2019	31 March 2016
Base Table	DxL08 tables with adjustments of 80% (male) 50% (female) to reflect the Fund's membership profile	DxL08 tables with adjustments of 80% (male) 50% (female) to reflect the Fund's membership profile
Allowance for Future Improvements	CMI_2015 [1.5%]	CMI_2015 [1.5%]

Commutation

Members have the option to commute part of their pension at retirement in return for a lump sum at a rate of £12 cash for each £1 per annum of pension given up. Following an analysis of the take-up rates, it has been assumed that, on average, retiring members will take 90% of the maximum tax-free cash available at retirement. This is slightly more than the assumption at the 2016 actuarial valuation, which was broadly equivalent to members taking 80% of the maximum tax-free cash available.

Retirement lump sums are less costly for the Fund to provide than the alternative pension, as members receive only £12 of each £1 p.a. of pension given up. If members take the cash sum option at a higher rate than has been assumed then this will normally lead to an improvement in the funding level.

Early retirement

For those members who are entitled to receive their accrued benefits (or part of those benefits) prior to the Fund's normal pension age, a proportion of the active membership is assumed to retire in normal health prior to age 65, as set out below:

If members take early retirement to a greater extent than has been assumed then this will typically lead to a worsening of the funding level. This is because many members are able to take substantial parts of their benefits from age 60 without them being reduced for early payment.

	% retiring per annum	% retiring per annum
Age	Males	Females
60	10	20
61	8	15
62	8	15
63	8	15
64	8	15
65	100	100

The appropriate early retirement factors applied to the relevant tranche of benefits are in line with the Government Actuary's Department (GAD) guidance.

Ill health retirement

A small proportion of the active membership has been assumed to retire owing to ill health. As an example of the rates assumed, the following is an extract from the decrement table used:

The level of ill-health retirement benefit provided for a member falls into one of three "tiers", depending on whether and when the member might be expected to resume gainful employment. Tier 1, for example, is on the basis that the member is unlikely to be able to do so before Normal Pension Age. Full details are set out in the LGPS Regulations and associated guidance.

	% retiring per annum	
Age	Males	Females
35	0.02	0.01
45	0.05	0.04
55	0.21	0.18

The proportion of ill health early retirements falling into each tier category, split by males and females, has been assumed to be as set out below:

	Tier 1	Tier 2	Tier 3
Males	75%	12.5%	12.5%
Females	75%	12.5%	12.5%

Withdrawal

This assumption relates to those members who leave the scheme with an entitlement to a deferred pension or transfer value. It has been assumed that active members will leave the Scheme at the following sample rates:

	% leaving per annum	% leaving per annum
Age	Males	Females
25	20.25	22.38
35	5.09	6.27
45	2.54	3.89

In relation to pre 2014 benefits, deferred benefits tend to be less costly for the Fund to provide than if the member had remained in the Fund until retirement. If the number of members leaving the Fund is greater than expected then this will typically lead to a slight improvement in the funding level.

Partners' and Dependants' Proportions

It has been assumed that the proportions of members below will on death give rise to a dependant's pension (spouse's and partner's), and that spouses/partners of female (male) members are three years older (younger), on average than the member.

	% spouse/partner	% spouse/partner
Age	Males	Females
25	43	46
35	69	60
45	72	60
55	74	60
65	76	55

If more members than assumed have partners then this will lead to an increase in the number of dependants pensions coming into payment over and above that expected. This would lead to a worsening of the funding level.

Assumptions used to calculate the Primary Contribution Rate

The cost of future accrual (the Primary Contribution Rate) has been calculated using the same actuarial assumptions as used to calculate the solvency funding target and recovery plan as set out above except that the financial assumptions adopted are as described below.

The financial assumptions for assessing the future service contribution rate should take account of the fact that contributions will be invested in market conditions applying at future dates, which are unknown at the effective date of the valuation, and which are not directly linked to market conditions at the valuation date.

The financial assumptions in relation to future service (i.e. the Primary Contribution Rate) are not specifically linked to investment conditions as at the valuation date itself, and are based on an overall assumed real return (i.e. return in excess of price inflation) of 2.35% per annum. This represents a reduction of 0.40% per annum compared to the 2016 valuation, which increases the estimated cost of providing LGPS benefits. With a long term average assumption for price inflation of 2.4% per annum, this gives rise to an overall discount rate of 4.75% p.a. (the corresponding discount rate at the 2016 actuarial valuation was 4.95% p.a.).

Nevertheless, it is instructive to consider the assumption against the long term real returns (i.e. returns above CPI) which the Fund's investment strategy can be expected to deliver based on the current market outlook. At this actuarial valuation the real discount rate used was 2.35% p.a., which is the 51st percentile return from our analysis. At the previous valuation the real discount rate used was 2.75% p.a., which at the time was a marginally higher percentile return.

Appendix B

Summary membership data

The membership data is summarised in the table, with figures at the previous valuation shown for comparison.

Data in relation to members of the Fund was supplied by the Administering Authority. The accuracy of the data provided has been relied on. While reasonableness checks on the data have been carried out, they do not guarantee the completeness or the accuracy of the data. Consequently, Mercer does not accept any liability in respect of its advice where it has relied on data that is incomplete or inaccurate.

	31 March 2019	31 March 2016
Active members		
Number	50,518	51,377
Total Pensionable Salaries (£000s p.a.)	925,570	868,395
Average Pensionable Salary (£ p.a.)	18,322	16,902
Average age (pension weighted)	50.1	49.5
Deferred pensioners		
Number	66,488	58,542
Total deferred pensions revalued to valuation date (£000s p.a.)	90,176	79,652
Average deferred pension (£ p.a.)	1,356	1,361
Average age (pension weighted)	49.2	48.9
Pensioners (including dependants)		
Number	52,555	45,939
Total pensions payable (£000s p.a.)	234,915	201,666
Average pension (£ p.a.)	4,470	4,390
Average age (pension weighted)	70.5	69.8

Appendix C

Assets

The market value of the Fund's assets was £8,440,000,000 on the valuation date.

The Administering Authority's investment strategy is to proportion the Fund's assets by asset class as shown in the table below. The actual distribution of assets will vary over time due to changes in financial markets. The table also shows the distribution of assets at the valuation date.

	Investment strategy (March 2020 changes in brackets)	Actual market value of assets at 31 March 2019	
	%	£m	%
UK equities	15.0 (10.0)	1,232.3	14.6
Overseas equities	35.0	3,097.8	36.7
Private equity	7.0	745.6	8.8
Emerging Market / High Return / Private Debt	9.5 (11.5)	788.8	9.4
Infrastructure	5.0 (10.0)	207.2	2.5
Property	10.0	760.9	9.0
Fixed interest gilts	5	138.9	1.6
Index-linked gilts	12.0 (10.0)	1,112.3	13.2
Hedge Funds / Derivatives	0	6.1	0.1
Cash (including net Current assets / liabilities)	1.5	350.1	4.1
Total	100.0	£8,440.0m	100%

The Administering Authority also holds additional voluntary contributions (AVCs) which are separately invested. These assets have been excluded from the market value shown as they exactly match the value of the benefits they cover.

The details of the assets at the valuation date and the financial transactions during the inter-valuation period have been obtained from the audited accounts for the Fund.

Appendix D

Scheme benefits

The benefits valued within our calculations are those in force at the effective date of the valuation. Full details of these can be found in the Local Government Pension Scheme Regulations 2013 (as amended). The principal details are as follows:

The Local Government Pension Scheme Regulations 2013
(<http://www.legislation.gov.uk/uksi/2013/2356/contents/made>)

The Local Government Pension Scheme (Transitional Provisions, Savings and Amendment) Regulations 2014 (<http://www.legislation.gov.uk/uksi/2014/525/contents/made>)

Directions made by the Treasury under Section 59A of the Social Security Pensions Act 1975 (https://assets.publishing.service.gov.uk/government/uploads/system/uploads/attachment_data/file/761639/Treasury_Direction_under_section_59A_Social_Security_Pensions_Act_1975.pdf). We have made no allowance for the possibility that the directions may be extended to require the LGPS to become responsible for increases to GMPs for members reaching State Pension Age after 5 April 2021.

The Fund is also responsible for paying and, where appropriate, recharging to employers the benefits arising from the award of compensatory added years (CAY) of service on premature retirement. Unless these CAY benefits have been converted into “funded” benefits, they are normally recharged to the relevant employer (together with associated pension increases), and so are excluded from the valuation.

The benefits that will emerge from money purchase AVCs paid by members, and SCAVCs paid by employers, and the corresponding invested assets in respect of these AVCs and SCAVCs, have been excluded from the valuation.

UK and European law requires pension schemes to provide equal benefits to men and women in respect of service after 17 May 1990 (the date of the “Barber” judgment) and this includes providing equal benefits accrued from that date to reflect the differences in GMPs. Following the Lloyds Bank case in 2018, HM Treasury has issued a consultation on equalising and indexation of GMPs in all the public service pension schemes, including the LGPS, and discussions are ongoing about the extent of any inequalities and how these might be addressed.

The valuation makes no allowance for removal of these inequalities. It is consequently possible that additional funding will be required for equalisation once the law has been clarified. It is recommended that the Administering Authority seek further legal advice if it is concerned about this issue.

The McCloud Judgment

The McCloud judgment in the LGPS refers to the legal decisions (initially by the Employment Appeal Tribunal and then ratified by the Court of Appeal) in the Sargeant/McCloud cases for the Fire and Judiciary pension arrangements. The Court ruled that transitional protections afforded to older

members when these schemes were amended constituted unlawful age discrimination. Remedial action, in the form of benefit changes for these schemes, will therefore be required.

Although the above cases did not relate directly to the LGPS, the LGPS also put in place protections for older members as part of the reforms which came into effect from 2014. For the LGPS these took the form of an underpin, where older members would get the better of the benefits payable under the new and old schemes. The UK Government confirmed on 15 July 2019 that, alongside the process to remedy the Fire and Judiciary schemes, it will also bring forward proposals to address the issue for the other public service pension schemes, including the LGPS, although it is unclear at this stage what the exact extent will be of any required changes.

Following discussions with the Administering Authority, in order to consider a reasonable provision for the potential costs in employer contributions, we have assumed that the eventual remedy will be that the underpin which applies to older members will also apply to younger members who joined the Fund before 1 April 2012 (the cut-off date for the protections to apply), in the same way as for older members. More specifically we have agreed with the Administering Authority to:

- Estimate the underpin benefits for active members for service after 31 March 2014 (when the new scheme took effect).
- Compare this to the actual post 31 March 2014 benefits.
- Calculate the cost for each member as the value of the underpin benefits less the value of the actual benefits (ignoring members where the value of the actual benefits is higher).
- Sum these costs across all active members to give the impact of the underpin for each employer.

We have calculated this cost across all benefits (including deferred benefits for active members who are assumed to leave the scheme before retirement in the future).

At this stage, as the data was not readily available for the valuation we have not calculated any costs for members who had already left service or retired as at 31 March 2019. Given the nature of the underpin we expect any costs for this group of members to be immaterial at whole Fund. We also believe the approach applied to active members and the assumptions underlying the actuarial valuation contain prudential margins which are sufficient to cover the vast majority of such costs for the affected employers.

The LGPS Scheme Advisory Board has issued guidance on the approach to including the costs of the McCloud judgment within the 2019 LGPS actuarial valuations and this can be found at http://www.lgpsboard.org/images/Other/Advice_from_the_SAB_on_McCloud_May_2019.pdf.

Appendix E

Analysis of membership experience

The analysis below compares the actual experience over the 3 year period with the assumptions used for the 2019 valuation.

	Actual	Expected	%
Ill Health Retirements	122	186	66
Withdrawals	14,946	7,557	198
Pensioner Deaths (lives)	4,379	2,928	150

Note that actual withdrawals can include members moving to another LGPS Fund, bulk transfers and also transfers under the special transfer club terms.

Appendix F

Valuation Dashboard as agreed by Scheme Advisory Board

Past service funding position - local funding basis	
Funding level (assets/liabilities)	99%
Funding level (change since last valuation)	13%
Asset value used at the valuation (£m)	8,440
Value of liabilities (£m)	8,503
Surplus (deficit) (£m)	(63)
Discount rate(s)	3.9 % p.a. past service 4.75% p.a. future service
Assumed pension increases (CPI)	2.4% p.a.
Method of derivation of discount rate, plus any changes since previous valuation	See Appendix A
Assumed life expectancies at age 65	
Average life expectancy for current pensioners - men currently age 65	22.4
Average life expectancy for current pensioners - women currently age 65	25.1
Average life expectancy for future pensioners - men currently age 45	23.8
Average life expectancy for future pensioners - women currently age 45	27.0

The basis for the purposes of the LGPS Scheme Advisory Board funding position (the “SAB basis”) is a set of assumptions determined by the SAB. Its purposes are to set out the funding position on a standardised approach so that comparisons can be made with other LGPS Funds, and to assist with the “Section 13 review” as carried out by the Government Actuary’s Department. We are happy to supply further details of the SAB basis as requested.

Past service funding position - SAB basis	
Market value of assets	8,440
Value of liabilities	7,092
Funding level on SAB basis (assets/liabilities)	119%
Funding level on SAB basis (change since last valuation)	20%
Contribution rates payable	
Primary contribution rate	16.1%
Secondary contributions:	
Secondary contributions 2020/21 (£m)	30.6 (includes those paid prior to 31 March 2020)
Secondary contributions 2021/22 (£m)	13.7
Secondary contributions 2022/23 (£m)	14.2
Giving total expected contributions:	
Total expected contributions 2020/21 (based on assumed payroll of £979m) (£m)	188.2 (includes those paid prior to 31 March 2020)
Total expected contributions 2021/22 (based on assumed payroll of £1,008m) (£m)	176.0
Total expected contributions 2022/23 (based on assumed payroll of £1,038m) (£m)	181.3
Average employee contribution rate	6.4%
Employee contributions (based on assumed payroll of £978m) (£m)	62.7
Additional information	
Percentage of liabilities relating to employers with deficit recovery periods of longer than 20 years	0%
Percentage of total liabilities that are in respect of Tier 3 employers	11%

Appendix G

Rates and Adjustments Certificate issued in accordance with Regulation 62

Name of fund	South Yorkshire Pension Fund
---------------------	------------------------------

Primary Contribution Rate

I hereby certify that, in my opinion, the primary rate of the employers' contribution for the whole Fund for each of the three years beginning 1 April 2020 is 16.1% of pensionable pay.

The primary rate of contribution for each employer for the three year period beginning 1 April 2020 is set out in the attached schedule.

Secondary Contribution Rate

I hereby certify that, in my opinion, the secondary rate of the employer's contribution for the whole Fund for each of the three years beginning 1 April 2020 is as follows:

2020/21 £20.0 million plus 0.7% of pensionable pay

2021/22 £6.6 million plus 0.7% of pensionable pay

2022/23 £6.8 million plus 0.7% of pensionable pay

The Secondary rate for 2020/21 quoted above does not include any allowance for the advance payment of deficit contributions by Sheffield City Council and Borders to Coast Pension Partnership prior to 31 March 2020 (totaling £3.7m).

The secondary rate of contribution for each employer for each of the three years beginning 1 April 2020 is set out in the attached schedule. The above secondary rates, and the secondary rates for each employer, where appropriate include a provision for the costs of the McCloud judgment as set out in the notes to Appendix H.

Contribution amounts payable

The total contribution payable for each employer is the total of the primary and secondary rates as detailed in the attached schedule. Contributions will be paid monthly in arrears with each payment normally being due by the 19th of the following month (or the 22nd if paid electronically) or at intervals agreed with the Administering Authority) unless otherwise noted in the schedule.

Further adjustments

A further individual adjustment shall be applied in respect of each non-ill health early retirement occurring in the period of three years covered by this certificate. This further individual adjustment will be calculated in accordance with methods agreed from time to time between the Fund's Actuary and the Administering Authority.

The contributions set out in the attached schedule represent the minimum contribution which may be paid by each employer in total over the 3 years covered by the certificate. Additional contributions or a different pattern of contributions may be paid if requested by the employer concerned at the sole discretion of the Administering Authority as agreed with the Actuary. The total contributions payable by each employer will be subject to a minimum of £nil.

The individual employer contributions may be varied as agreed by the Actuary and Administering Authority to reflect any changes in contribution requirements as a result of the McCloud judgment remedy as set out in this report and/or any benefit costs being insured with a third party or parties including where the third party or parties participate in the Fund.

In cases where an element of an existing Scheme employer's surplus or deficit is transferred to a new employer on its inception, the Scheme employer's secondary contributions, as shown on the schedule to this Certificate in Appendix H, may be reallocated between the Scheme employer and the new employer to reflect this, on the advice of the Actuary and as agreed with the Administering Authority so that the total payments remain the same overall.

The Administering Authority and employer with advice from the Fund's Actuary can agree that contributions payable under this certificate can be sourced under an alternative financing arrangement which provides the Fund with equivalent cash contributions.

Regulation 62(8)

No allowance for non-ill health early retirements has been made in determining the results of the valuation, on the basis that the costs arising will be met by additional contributions. Allowance for ill health retirements has been included in each employer's contribution rate, on the basis of the method and assumptions set out in the report (and the FSS for those employers in the ill-health captive).

Signature:




Name:	Paul Middleman	Clive Lewis
Qualification:	Fellow of the Institute and Faculty of Actuaries	Fellow of the Institute and Faculty of Actuaries
Date of signing:	31 March 2020	

Appendix H

Schedule to the Rates and Adjustments Certificate dated 31 March 2020

Employer	Employer Number	Notes	Primary rate 2020/21 to 2022/23	Secondary rates (including any allowance for potential McCloud adjustment and/or phasing)			Total Contribution Rate from 2019 Valuation		
				2020/21	2021/22	2022/23	2020/21	2021/22	2022/23
Local Authorities									
Barnsley MBC	300	2	15.6%	0.7% plus £2,344,150	0.7%	0.7%	16.3% plus £2,344,150	16.3%	16.3%
Doncaster MBC	400	4	16.3%	0.7% less £654,800	0.7% less £670,500	0.7% less £686,600	17.0% less £654,800	17.0% less £670,500	17.0% less £686,600
Rotherham MBC	500	4,13	16.4%	0.8% plus £61,800	0.8% plus £63,300	0.8% plus £64,800	17.2% plus £61,800	17.2% plus £63,300	17.2% plus £64,800
Sheffield City Council	600	6	16.6%	0.9%	0.9%	0.9%	17.5%	17.5%	17.5%
South Yorkshire Fire Authority	296	2, 4	14.5%	0.5% plus £213,840	0.5%	0.5%	15.0% plus £213,840	15.0%	15.0%

Employer	Employer Number	Notes	Primary rate 2020/21 to 2022/23	Secondary rates (including any allowance for potential McCloud adjustment and/or phasing)			Total Contribution Rate from 2019 Valuation		
				2020/21	2021/22	2022/23	2020/21	2021/22	2022/23
South Yorkshire Passenger Transport Executive	100		15.4%	1.0% less £412,200	1.0% less £422,100	1.0% less £432,200	16.4% less £412,200	16.4% less £422,100	16.4% less £432,200
South Yorkshire Pensions Authority	250		14.4%	1.7% less £41,700	1.7% less £42,700	1.7% less £43,700	16.1% less £41,700	16.1% less £42,700	16.1% less £43,700
The Chief Constable	295	2	15.3%	0.8% plus £3,668,180	0.8%	0.8%	16.1% plus £3,668,180	16.1%	16.1%
The Police and Crime Commissioner	297	2	14.8%	0.3% plus £138,410	0.3%	0.3%	15.1% plus £138,410	15.1%	15.1%
Local Authorities - Post 31 March 2019									
Sheffield City Region - Combined Authority	905		13.5%	0.6%	0.6%	0.6%	14.1%	14.1%	14.1%
Other Scheme Employers									
Anston Parish Council	509		18.4%	0.4% less £3,900	0.4% less £4,000	0.4% less £4,100	18.8% less £3,900	18.8% less £4,000	18.8% less £4,100
Armthorpe Parish Council	423		16.6%	1.2% less £3,100	1.2% less £3,100	1.2% less £3,200	17.8% less £3,100	17.8% less £3,100	17.8% less £3,200
Askern Town Council	404		16.9%	(£1,600)	(£1,600)	(£1,700)	16.9% less £1,600	16.9% less £1,600	16.9% less £1,700

Employer	Employer Number	Notes	Primary rate 2020/21 to 2022/23	Secondary rates (including any allowance for potential McCloud adjustment and/or phasing)			Total Contribution Rate from 2019 Valuation		
				2020/21	2021/22	2022/23	2020/21	2021/22	2022/23
Aston-cum-Aughton Parish Council	512		25.0%	(£700)	(£700)	(£700)	25.0% less £700	25.0% less £700	25.0% less £700
Barnburgh and Harlington Parish Council	424		16.7%	(£1,000)	(£1,000)	(£1,000)	16.7% less £1,000	16.7% less £1,000	16.7% less £1,000
Barnby Dun with Kirk Sandall Parish Council	405		19.3%	1.0% less £800	1.0% less £800	1.0% less £800	20.3% less £800	20.3% less £800	20.3% less £800
Barnsley College	220	3,13	14.8%	£173,000	£177,200	£181,500	14.8% plus £173,000	14.8% plus £177,200	14.8% plus £181,500
Berneslai Homes	321		16.1%	0.9% less £862,500	0.9% less £883,200	0.9% less £904,300	17.0% less £862,500	17.0% less £883,200	17.0% less £904,300
Bradfield Parish Council	660		20.7%	0.3% less £18,200	0.3% less £18,600	0.3% less £19,100	21.0% less £18,200	21.0% less £18,600	21.0% less £19,100
Brodsworth Parish Council	254		21.2%	£0	£0	£0	21.2%	21.2%	21.2%
DN Colleges Group	221		16.6%	0.5% less £187,100	0.5% less £191,600	0.5% less £196,200	17.1% less £187,100	17.1% less £191,600	17.1% less £196,200
Edlington Town Council	406	2	20.1%	0.3% plus £11,900	0.3%	0.3%	20.4% plus £11,900	20.4%	20.4%

Employer	Employer Number	Notes	Primary rate 2020/21 to 2022/23	Secondary rates (including any allowance for potential McCloud adjustment and/or phasing)			Total Contribution Rate from 2019 Valuation		
				2020/21	2021/22	2022/23	2020/21	2021/22	2022/23
Hatfield Town Council	407		19.1%	0.3% less £2,000	0.3% less £2,100	0.3% less £2,100	19.4% less £2,000	19.4% less £2,100	19.4% less £2,100
Penistone Town Council	305		19.8%	£100	£100	£100	19.8% plus £100	19.8% plus £100	19.8% plus £100
R N N Group	232		15.2%	£48,500	£49,700	£50,900	15.2% plus £48,500	15.2% plus £49,700	15.2% plus £50,900
Rossington Parish Council	408	2	22.8%	0.3% plus £3,490	0.3%	0.3%	23.1% plus £3,490	23.1%	23.1%
Sheffield Hallam University	224	13	14.5%	0.8% plus £1,952,700	0.8% plus £1,999,600	0.8% plus £2,047,600	15.3% plus £1,952,700	15.3% plus £1,999,600	15.3% plus £2,047,600
Silkstone Parish Council	329		TBC	TBC	TBC	TBC	TBC	TBC	TBC
Sprotbrough & Cusworth Parish Council	411		27.2%	(£1,400)	(£1,400)	(£1,500)	27.2% less £1,400	27.2% less £1,400	27.2% less £1,500
St Leger Homes of Doncaster	428		15.1%	0.9% less £736,400	0.9% less £754,100	0.9% less £772,100	16.0% less £736,400	16.0% less £754,100	16.0% less £772,100
Stainforth Town Council	409		16.6%	1.6% plus £10,700	1.6% plus £10,900	1.6% plus £11,200	18.2% plus £10,700	18.2% plus £10,900	18.2% plus £11,200
The Sheffield College	222		17.2%	0.5% less £389,100	0.5% less £398,400	0.5% less £408,000	17.7% less ++*£389,100	17.7% less £398,400	17.7% less £408,000

Employer	Employer Number	Notes	Primary rate 2020/21 to 2022/23	Secondary rates (including any allowance for potential McCloud adjustment and/or phasing)			Total Contribution Rate from 2019 Valuation		
				2020/21	2021/22	2022/23	2020/21	2021/22	2022/23
Thorne Moorend Town Council	410		18.4%	(£2,160)	(£2,260)	(£2,260)	18.4% less £2,160	18.4% less £2,260	18.4% less £2,260
Thrybergh Parish Council	510	3	24.2%	£980	£980	£980	24.2% plus £980	24.2% plus £980	24.2% plus £980
Wickersley Parish Council	515		20.2%	(£700)	(£700)	(£700)	20.2% less £700	20.2% less £700	20.2% less £700
Other Scheme Employers - Post 31 March 2019									
Dalton Parish Council	917		16.7%	£0	£0	£0	16.7%	16.7%	16.7%
Academies and Free Schools									
Abbeyfield Primary Academy	766		13.7%	0.2% plus £72,100	0.2% plus £73,800	0.2% plus £75,600	13.9% plus £72,100	13.9% plus £73,800	13.9% plus £75,600
All Saints Catholic High School	606		15.6%	0.3% plus £10,400	0.3% plus £10,700	0.3% plus £10,900	15.9% plus £10,400	15.9% plus £10,700	15.9% plus £10,900
Anston Brook Primary School	835		15.9%	0.5% plus £15,600	0.5% plus £16,000	0.5% plus £16,300	16.4% plus £15,600	16.4% plus £16,000	16.4% plus £16,300
Anston Greenlands Primary School	569		17.1%	0.5% plus £13,200	0.5% plus £13,500	0.5% plus £13,800	17.6% plus £13,200	17.6% plus £13,500	17.6% plus £13,800

Employer	Employer Number	Notes	Primary rate 2020/21 to 2022/23	Secondary rates (including any allowance for potential McCloud adjustment and/or phasing)			Total Contribution Rate from 2019 Valuation		
				2020/21	2021/22	2022/23	2020/21	2021/22	2022/23
Anston Park Infants School	867		18.8%	0.4% plus £20,300	0.4% plus £20,800	0.4% plus £21,200	19.2% plus £20,300	19.2% plus £20,800	19.2% plus £21,200
Armthorpe Academy	450		17.5%	0.1% plus £35,000	0.1% plus £35,900	0.1% plus £36,700	17.6% plus £35,000	17.6% plus £35,900	17.6% plus £36,700
Armthorpe Shaw Wood Academy	454		16.4%	0.7% plus £39,300	0.7% plus £40,200	0.7% plus £41,200	17.1% plus £39,300	17.1% plus £40,200	17.1% plus £41,200
Armthorpe Tranmoor Primary School	825		17.9%	0.6% plus £49,600	0.6% plus £50,800	0.6% plus £52,000	18.5% plus £49,600	18.5% plus £50,800	18.5% plus £52,000
Aston All Saints C of E School	570		19.0%	0.2% plus £14,700	0.2% plus £15,000	0.2% plus £15,400	19.2% plus £14,700	19.2% plus £15,000	19.2% plus £15,400
Auckley Junior & Infant Academy	435		17.2%	0.2% plus £19,700	0.2% plus £20,200	0.2% plus £20,600	17.4% plus £19,700	17.4% plus £20,200	17.4% plus £20,600
Balby Central Primary School	496		16.4%	0.3% plus £46,600	0.3% plus £47,700	0.3% plus £48,800	16.7% plus £46,600	16.7% plus £47,700	16.7% plus £48,800
Barnby Dun Primary Academy	451		17.3%	0.9% plus £17,000	0.9% plus £17,500	0.9% plus £17,800	18.2% plus £17,000	18.2% plus £17,500	18.2% plus £17,800
Barnsley Academy	327		13.4%	0.5% less £10,400	0.5% less £10,600	0.5% less £10,900	13.9% less £10,400	13.9% less £10,600	13.9% less £10,900

Employer	Employer Number	Notes	Primary rate 2020/21 to 2022/23	Secondary rates (including any allowance for potential McCloud adjustment and/or phasing)			Total Contribution Rate from 2019 Valuation		
				2020/21	2021/22	2022/23	2020/21	2021/22	2022/23
Bessacarr Primary School	829		15.4%	0.2% plus £43,500	0.2% plus £44,500	0.2% plus £45,600	15.6% plus £43,500	15.6% plus £44,500	15.6% plus £45,600
Bradfield School	704	3	16.3%	0.1% plus £28,650	0.1% plus £29,330	0.1% plus £30,020	16.4% plus £28,650	16.4% plus £29,330	16.4% plus £30,020
Bramley Grange Primary	567		17.0%	0.3% plus £23,500	0.3% plus £24,000	0.3% plus £24,700	17.3% plus £23,500	17.3% plus £24,000	17.3% plus £24,700
Brinsworth Academy	530		14.7%	0.7% less £9,400	0.7% less £9,600	0.7% less £9,900	15.4% less £9,400	15.4% less £9,600	15.4% less £9,900
Brinsworth Manor Juniors	879		16.3%	0.4% plus £16,100	0.4% plus £16,500	0.4% plus £16,900	16.7% plus £16,100	16.7% plus £16,500	16.7% plus £16,900
Broomhill Infant School	614		18.4%	(£100)	(£100)	(£100)	18.4% less £100	18.4% less £100	18.4% less £100
Canklow Woods Primary Academy	550		16.7%	0.5% plus £39,000	0.5% plus £39,900	0.5% plus £40,900	17.2% plus £39,000	17.2% plus £39,900	17.2% plus £40,900
Canon Popham C of E Primary & Nursery School	883		18.8%	0.5% plus £32,200	0.5% plus £33,000	0.5% plus £33,700	19.3% plus £32,200	19.3% plus £33,000	19.3% plus £33,700
Catcliffe Primary School	800		14.4%	0.5% plus £27,200	0.5% plus £27,800	0.5% plus £28,500	14.9% plus £27,200	14.9% plus £27,800	14.9% plus £28,500
Chapelton Academy	742		16.7%	0.1% plus £1,900	0.1% plus £1,900	0.1% plus £2,000	16.8% plus £1,900	16.8% plus £1,900	16.8% plus £2,000

Employer	Employer Number	Notes	Primary rate 2020/21 to 2022/23	Secondary rates (including any allowance for potential McCloud adjustment and/or phasing)			Total Contribution Rate from 2019 Valuation		
				2020/21	2021/22	2022/23	2020/21	2021/22	2022/23
Chaucer School	656	2	17.0%	0.4% plus £143,790	0.4%	0.4%	17.4% plus £143,790	17.4%	17.4%
Clifford All Saints C of E School	609		18.3%	0.1% plus £5,600	0.1% plus £5,800	0.1% plus £6,000	18.4% plus £5,600	18.4% plus £5,800	18.4% plus £6,000
Conisbrough Ivanhoe Primary Academy	443		14.0%	£29,500	£30,300	£31,000	14.0% plus £29,500	14.0% plus £30,300	14.0% plus £31,000
Consilium Academies Trust	255		14.8%	0.5% plus £9,700	0.5% plus £10,000	0.5% plus £10,200	15.3% plus £9,700	15.3% plus £10,000	15.3% plus £10,200
Dinnington Community Primary School	587		14.8%	0.7% plus £42,600	0.7% plus £43,700	0.7% plus £44,600	15.5% plus £42,600	15.5% plus £43,700	15.5% plus £44,600
Dinnington High School	571	3	16.3%	0.4% plus £122,730	0.4% plus £125,670	0.4% plus £128,710	16.7% plus £122,730	16.7% plus £125,670	16.7% plus £128,710
Diocese of Sheffield Academies Trust	863		14.3%	0.7% plus £2,800	0.7% plus £2,800	0.7% plus £3,000	15.0% plus £2,800	15.0% plus £2,800	15.0% plus £3,000
Dunsville Primary School	456		16.1%	0.6% plus £13,800	0.6% plus £14,100	0.6% plus £14,400	16.7% plus £13,800	16.7% plus £14,100	16.7% plus £14,400
E-ACT Pathways Academy	719		14.9%	0.4% plus £46,500	0.4% plus £47,600	0.4% plus £48,700	15.3% plus £46,500	15.3% plus £47,600	15.3% plus £48,700

Employer	Employer Number	Notes	Primary rate 2020/21 to 2022/23	Secondary rates (including any allowance for potential McCloud adjustment and/or phasing)			Total Contribution Rate from 2019 Valuation		
				2020/21	2021/22	2022/23	2020/21	2021/22	2022/23
Emmanuel Junior School	744		19.1%	0.3% plus £24,900	0.3% plus £25,500	0.3% plus £26,100	19.4% plus £24,900	19.4% plus £25,500	19.4% plus £26,100
Emmaus Catholic & C of E Voluntary Academy	736		16.7%	0.3% plus £28,500	0.3% plus £29,200	0.3% plus £29,900	17.0% plus £28,500	17.0% plus £29,200	17.0% plus £29,900
Fir Vale School Academy Trust	701		13.5%	0.2% plus £49,100	0.2% plus £50,300	0.2% plus £51,500	13.7% plus £49,100	13.7% plus £50,300	13.7% plus £51,500
Flanderwell Primary School	576		16.5%	0.8% plus £31,900	0.8% plus £32,700	0.8% plus £33,400	17.3% plus £31,900	17.3% plus £32,700	17.3% plus £33,400
Forge Valley School	737	2	15.8%	£483,770	£0	£0	15.8% plus £483,770	15.8%	15.8%
Fox Hill Primary School	712		16.1%	0.4% plus £44,900	0.4% plus £45,900	0.4% plus £47,000	16.5% plus £44,900	16.5% plus £45,900	16.5% plus £47,000
Greenhill Primary School	870		16.7%	0.7% plus £66,000	0.7% plus £67,600	0.7% plus £69,300	17.4% plus £66,000	17.4% plus £67,600	17.4% plus £69,300
Hall Cross Academy Trust	445		17.4%	0.8% plus £158,000	0.8% plus £161,800	0.8% plus £165,600	18.2% plus £158,000	18.2% plus £161,800	18.2% plus £165,600
Hallam Primary Academy	752	2	15.8%	0.2% plus £47,870	0.2%	0.2%	16.0% plus £47,870	16.0%	16.0%

Employer	Employer Number	Notes	Primary rate 2020/21 to 2022/23	Secondary rates (including any allowance for potential McCloud adjustment and/or phasing)			Total Contribution Rate from 2019 Valuation		
				2020/21	2021/22	2022/23	2020/21	2021/22	2022/23
Hatchell Wood Primary Academy	845		14.4%	0.2% plus £45,200	0.2% plus £46,300	0.2% plus £47,500	14.6% plus £45,200	14.6% plus £46,300	14.6% plus £47,500
Heather Garth Primary School	356		18.5%	0.3% plus £35,200	0.3% plus £36,000	0.3% plus £36,900	18.8% plus £35,200	18.8% plus £36,000	18.8% plus £36,900
High Greave Infant School	590		13.1%	0.4% plus £14,700	0.4% plus £15,000	0.4% plus £15,400	13.5% plus £14,700	13.5% plus £15,000	13.5% plus £15,400
High Greave Junior School	591		15.4%	0.4% plus £29,200	0.4% plus £29,900	0.4% plus £30,600	15.8% plus £29,200	15.8% plus £29,900	15.8% plus £30,600
High Hazels Junior Academy	745		16.5%	0.5% plus £33,800	0.5% plus £34,600	0.5% plus £35,500	17.0% plus £33,800	17.0% plus £34,600	17.0% plus £35,500
High Hazels Nursery Infants Academy	749		15.7%	1.0% plus £38,700	1.0% plus £39,600	1.0% plus £40,600	16.7% plus £38,700	16.7% plus £39,600	16.7% plus £40,600
High View Primary Learning Centre	375		17.7%	0.3% plus £87,100	0.3% plus £89,200	0.3% plus £91,400	18.0% plus £87,100	18.0% plus £89,200	18.0% plus £91,400
Highwoods Academy	830		16.7%	0.1% plus £28,000	0.1% plus £28,700	0.1% plus £29,300	16.8% plus £28,000	16.8% plus £28,700	16.8% plus £29,300
Hillsborough Primary School	720	2	15.3%	0.1% plus £136,140	0.1%	0.1%	15.4% plus £136,140	15.4%	15.4%
Holy Family Catholic Primary	467		15.4%	0.4% plus £15,700	0.4% plus £16,000	0.4% plus £16,500	15.8% plus £15,700	15.8% plus £16,000	15.8% plus £16,500

Employer	Employer Number	Notes	Primary rate 2020/21 to 2022/23	Secondary rates (including any allowance for potential McCloud adjustment and/or phasing)			Total Contribution Rate from 2019 Valuation		
				2020/21	2021/22	2022/23	2020/21	2021/22	2022/23
Holy Trinity Academy	878		17.5%	0.5% plus £135,700	0.5% plus £139,000	0.5% plus £142,300	18.0% plus £135,700	18.0% plus £139,000	18.0% plus £142,300
Hoyland Common Primary School	360		13.2%	0.9% plus £47,700	0.9% plus £48,900	0.9% plus £50,100	14.1% plus £47,700	14.1% plus £48,900	14.1% plus £50,100
Hoyland Springwood Primary School	377		18.2%	0.9% plus £39,900	0.9% plus £40,800	0.9% plus £41,800	19.1% plus £39,900	19.1% plus £40,800	19.1% plus £41,800
Hungerhill Academy Trust	446		16.2%	£80,800	£82,700	£84,700	16.2% plus £80,800	16.2% plus £82,700	16.2% plus £84,700
Hunningley Primary School	388		16.1%	0.2% plus £46,800	0.2% plus £47,800	0.2% plus £49,000	16.3% plus £46,800	16.3% plus £47,800	16.3% plus £49,000
James Montgomery Trust	885		17.0%	£900	£900	£900	17.0% plus £900	17.0% plus £900	17.0% plus £900
Kexborough Primary School	384		17.9%	£26,900	£27,600	£28,200	17.9% plus £26,900	17.9% plus £27,600	17.9% plus £28,200
Kilnhurst Primary School	880		19.7%	0.1% plus £19,300	0.1% plus £19,900	0.1% plus £20,300	19.8% plus £19,300	19.8% plus £19,900	19.8% plus £20,300
Kilnhurst St Thomas C of E Primary Academy	859		16.9%	0.3% plus £14,000	0.3% plus £14,400	0.3% plus £14,800	17.2% plus £14,000	17.2% plus £14,400	17.2% plus £14,800

Employer	Employer Number	Notes	Primary rate 2020/21 to 2022/23	Secondary rates (including any allowance for potential McCloud adjustment and/or phasing)			Total Contribution Rate from 2019 Valuation		
				2020/21	2021/22	2022/23	2020/21	2021/22	2022/23
King Ecgbert School	658		14.7%	0.5% plus £77,800	0.5% plus £79,600	0.5% plus £81,600	15.2% plus £77,800	15.2% plus £79,600	15.2% plus £81,600
Kirk Balk Community College	368	2	14.8%	0.1% plus £168,150	0.1%	0.1%	14.9% plus £168,150	14.9%	14.9%
Kirk Sandall Infant School	455		14.8%	0.5% plus £31,100	0.5% plus £31,900	0.5% plus £32,600	15.3% plus £31,100	15.3% plus £31,900	15.3% plus £32,600
Kirk Sandall Junior School	476		17.9%	0.2% plus £30,700	0.2% plus £31,400	0.2% plus £32,200	18.1% plus £30,700	18.1% plus £31,400	18.1% plus £32,200
Laithes Primary School	373		15.0%	0.5% plus £30,300	0.5% plus £31,000	0.5% plus £31,800	15.5% plus £30,300	15.5% plus £31,000	15.5% plus £31,800
Lound Infant School	715		15.6%	0.7% plus £30,000	0.7% plus £30,700	0.7% plus £31,500	16.3% plus £30,000	16.3% plus £30,700	16.3% plus £31,500
Lound Junior School	716		19.5%	£38,300	£39,200	£40,100	19.5% plus £38,300	19.5% plus £39,200	19.5% plus £40,100
Maltby Academy	529		15.0%	0.4% less £86,300	0.4% less £88,300	0.4% less £90,500	15.4% less £86,300	15.4% less £88,300	15.4% less £90,500
Maltby Lilly Hall Academy	578		17.5%	0.4% plus £35,100	0.4% plus £35,900	0.4% plus £36,800	17.9% plus £35,100	17.9% plus £35,900	17.9% plus £36,800
Maltby Manor Academy	577		14.8%	0.3% plus £40,900	0.3% plus £41,900	0.3% plus £42,800	15.1% plus £40,900	15.1% plus £41,900	15.1% plus £42,800

Employer	Employer Number	Notes	Primary rate 2020/21 to 2022/23	Secondary rates (including any allowance for potential McCloud adjustment and/or phasing)			Total Contribution Rate from 2019 Valuation		
				2020/21	2021/22	2022/23	2020/21	2021/22	2022/23
Maltby Redwood Academy	558		13.6%	0.1% plus £17,400	0.1% plus £17,800	0.1% plus £18,200	13.7% plus £17,400	13.7% plus £17,800	13.7% plus £18,200
Mansel Primary School	710		13.5%	0.5% plus £49,300	0.5% plus £50,500	0.5% plus £51,700	14.0% plus £49,300	14.0% plus £50,500	14.0% plus £51,700
McAuley Catholic High School	465		17.3%	0.4% plus £112,200	0.4% plus £114,900	0.4% plus £117,600	17.7% plus £112,200	17.7% plus £114,900	17.7% plus £117,600
Meadowhead School Academy Trust	654	2	15.4%	0.8% plus £322,320	0.8%	0.8%	16.2% plus £322,320	16.2%	16.2%
Mercia School	900		15.0%	£200	£200	£200	15.0% plus £200	15.0% plus £200	15.0% plus £200
Meynell Primary School	708	2	14.5%	0.2% plus £165,410	0.2%	0.2%	14.7% plus £165,410	14.7%	14.7%
Milton School Swinton	869		15.4%	0.3% plus £46,400	0.3% plus £47,500	0.3% plus £48,700	15.7% plus £46,400	15.7% plus £47,500	15.7% plus £48,700
Monteney Primary School	711		14.7%	0.9% plus £79,100	0.9% plus £81,100	0.9% plus £83,000	15.6% plus £79,100	15.6% plus £81,100	15.6% plus £83,000
National College for High Speed Rail	834		14.3%	£2,800	£2,900	£2,900	14.3% plus £2,800	14.3% plus £2,900	14.3% plus £2,900

Employer	Employer Number	Notes	Primary rate 2020/21 to 2022/23	Secondary rates (including any allowance for potential McCloud adjustment and/or phasing)			Total Contribution Rate from 2019 Valuation		
				2020/21	2021/22	2022/23	2020/21	2021/22	2022/23
Nether Edge Primary Academy	750		15.1%	0.4% plus £41,200	0.4% plus £42,100	0.4% plus £43,200	15.5% plus £41,200	15.5% plus £42,100	15.5% plus £43,200
Newfield Secondary School	729		16.0%	0.5% plus £96,600	0.5% plus £98,900	0.5% plus £101,300	16.5% plus £96,600	16.5% plus £98,900	16.5% plus £101,300
Notre Dame High School	604		15.9%	1.0% plus £37,600	1.0% plus £38,500	1.0% plus £39,400	16.9% plus £37,600	16.9% plus £38,500	16.9% plus £39,400
Our Lady of Sorrows Catholic Academy	828		18.2%	0.2% plus £20,700	0.2% plus £21,200	0.2% plus £21,700	18.4% plus £20,700	18.4% plus £21,200	18.4% plus £21,700
Owston Park Primary School	894		18.0%	0.3% plus £43,600	0.3% plus £44,600	0.3% plus £45,700	18.3% plus £43,600	18.3% plus £44,600	18.3% plus £45,700
Parkwood Academy	622		15.1%	0.4% less £46,200	0.4% less £47,400	0.4% less £48,300	15.5% less £46,200	15.5% less £47,400	15.5% less £48,300
Porter Croft C of E Primary Academy	718		16.0%	0.5% plus £32,600	0.5% plus £33,400	0.5% plus £34,200	16.5% plus £32,600	16.5% plus £33,400	16.5% plus £34,200
Ravenfield Primary Academy	579		18.4%	0.2% plus £20,100	0.2% plus £20,600	0.2% plus £21,100	18.6% plus £20,100	18.6% plus £20,600	18.6% plus £21,100
Richmond Hill Primary Academy	464		15.6%	0.3% plus £60,500	0.3% plus £62,000	0.3% plus £63,500	15.9% plus £60,500	15.9% plus £62,000	15.9% plus £63,500

Employer	Employer Number	Notes	Primary rate 2020/21 to 2022/23	Secondary rates (including any allowance for potential McCloud adjustment and/or phasing)			Total Contribution Rate from 2019 Valuation		
				2020/21	2021/22	2022/23	2020/21	2021/22	2022/23
Rossington St Michaels C of E Primary School	831		16.6%	1.0% plus £30,900	1.0% plus £31,600	1.0% plus £32,300	17.6% plus £30,900	17.6% plus £31,600	17.6% plus £32,300
Sacred Heart School A Voluntary Academy	722	3	19.3%	0.3% plus £28,940	0.3% plus £29,730	0.3% plus £30,410	19.6% plus £28,940	19.6% plus £29,730	19.6% plus £30,410
Sandhill Primary School	371		15.5%	0.5% plus £28,600	0.5% plus £29,200	0.5% plus £30,000	16.0% plus £28,600	16.0% plus £29,200	16.0% plus £30,000
Sheffield Park Academy	692		14.5%	0.8% plus £10,000	0.8% plus £10,200	0.8% plus £10,500	15.3% plus £10,000	15.3% plus £10,200	15.3% plus £10,500
Sheffield Springs Academy	691		14.9%	0.5% plus £3,500	0.5% plus £3,600	0.5% plus £3,700	15.4% plus £3,500	15.4% plus £3,600	15.4% plus £3,700
Sir Thomas Wharton Academy	457		17.4%	0.7% plus £45,900	0.7% plus £47,000	0.7% plus £48,200	18.1% plus £45,900	18.1% plus £47,000	18.1% plus £48,200
Southey Green Primary School & Nurseries	705	2	14.9%	£166,450	£0	£0	14.9% plus £166,450	14.9%	14.9%
Southfield Primary School	821		15.6%	1.1% plus £40,500	1.1% plus £41,400	1.1% plus £42,400	16.7% plus £40,500	16.7% plus £41,400	16.7% plus £42,400
St Anns RC Primary School	607		17.0%	(£2,100)	(£2,200)	(£2,200)	17.0% less £2,100	17.0% less £2,200	17.0% less £2,200

Employer	Employer Number	Notes	Primary rate 2020/21 to 2022/23	Secondary rates (including any allowance for potential McCloud adjustment and/or phasing)			Total Contribution Rate from 2019 Valuation		
				2020/21	2021/22	2022/23	2020/21	2021/22	2022/23
St Bedes Catholic Primary School	544		17.9%	0.6% plus £24,200	0.6% plus £24,900	0.6% plus £25,400	18.5% plus £24,200	18.5% plus £24,900	18.5% plus £25,400
St Bernards Catholic High School	539		16.2%	0.7% plus £43,300	0.7% plus £44,300	0.7% plus £45,500	16.9% plus £43,300	16.9% plus £44,300	16.9% plus £45,500
St Catherines Catholic Primary School	725		15.9%	0.8% plus £65,400	0.8% plus £67,000	0.8% plus £68,700	16.7% plus £65,400	16.7% plus £67,000	16.7% plus £68,700
St Gerards Catholic Primary - Thrybergh	545	3	21.3%	0.6% plus £10,690	0.6% plus £11,090	0.6% plus £11,280	21.9% plus £10,690	21.9% plus £11,090	21.9% plus £11,280
St John Fisher Primary - A Catholic Voluntary Academy	605	3	18.5%	0.5% plus £2,160	0.5% plus £2,160	0.5% plus £2,350	19.0% plus £2,160	19.0% plus £2,160	19.0% plus £2,350
St Josephs Catholic Primary (Dinnington)	557		19.5%	0.4% plus £23,600	0.4% plus £24,200	0.4% plus £24,700	19.9% plus £23,600	19.9% plus £24,200	19.9% plus £24,700
St Josephs Catholic School (Rossington)	463		16.6%	0.7% plus £17,400	0.7% plus £17,900	0.7% plus £18,200	17.3% plus £17,400	17.3% plus £17,900	17.3% plus £18,200
St Josephs Primary School	608		19.4%	0.3% less £4,700	0.3% less £4,800	0.3% less £4,900	19.7% less £4,700	19.7% less £4,800	19.7% less £4,900

Employer	Employer Number	Notes	Primary rate 2020/21 to 2022/23	Secondary rates (including any allowance for potential McCloud adjustment and/or phasing)			Total Contribution Rate from 2019 Valuation		
				2020/21	2021/22	2022/23	2020/21	2021/22	2022/23
St Marys C of E Academy (Walkley)	738		16.5%	1.0% plus £26,200	1.0% plus £26,800	1.0% plus £27,500	17.5% plus £26,200	17.5% plus £26,800	17.5% plus £27,500
St Marys Catholic Primary (Maltby)	549		18.5%	0.4% plus £10,600	0.4% plus £10,800	0.4% plus £11,100	18.9% plus £10,600	18.9% plus £10,800	18.9% plus £11,100
St Marys Catholic Primary School (Herringthorpe)	546		19.1%	0.1% plus £16,500	0.1% plus £17,000	0.1% plus £17,400	19.2% plus £16,500	19.2% plus £17,000	19.2% plus £17,400
St Marys Primary School (High Green)	721	3	17.9%	0.2% plus £25,210	0.2% plus £25,800	0.2% plus £26,490	18.1% plus £25,210	18.1% plus £25,800	18.1% plus £26,490
St Oswalds C of E Academy	453		14.6%	0.2% plus £5,600	0.2% plus £5,700	0.2% plus £5,800	14.8% plus £5,600	14.8% plus £5,700	14.8% plus £5,800
St Patricks Catholic Academy Trust	612		19.2%	£900	£1,000	£1,000	19.2% plus £900	19.2% plus £1,000	19.2% plus £1,000
St Therasas RC School	611		17.8%	0.4% less £10,500	0.4% less £10,800	0.4% less £11,000	18.2% less £10,500	18.2% less £10,800	18.2% less £11,000
St Thomas More Catholic Primary Academy	756	3	17.0%	0.4% plus £17,360	0.4% plus £17,760	0.4% plus £18,250	17.4% plus £17,360	17.4% plus £17,760	17.4% plus £18,250
St Thomas of Canterbury Trust	657		17.6%	0.3% plus £21,600	0.3% plus £22,100	0.3% plus £22,600	17.9% plus £21,600	17.9% plus £22,100	17.9% plus £22,600

Employer	Employer Number	Notes	Primary rate 2020/21 to 2022/23	Secondary rates (including any allowance for potential McCloud adjustment and/or phasing)			Total Contribution Rate from 2019 Valuation		
				2020/21	2021/22	2022/23	2020/21	2021/22	2022/23
St Wilfrids Catholic Primary School	700		18.1%	0.3% plus £26,000	0.3% plus £26,600	0.3% plus £27,300	18.4% plus £26,000	18.4% plus £26,600	18.4% plus £27,300
Swinton Fitzwilliam Primary Academy	809		17.6%	0.7% plus £27,900	0.7% plus £28,700	0.7% plus £29,300	18.3% plus £27,900	18.3% plus £28,700	18.3% plus £29,300
Swinton Queen Primary School	596		16.7%	0.4% plus £28,700	0.4% plus £29,300	0.4% plus £30,100	17.1% plus £28,700	17.1% plus £29,300	17.1% plus £30,100
Tapton School	639	2	15.4%	0.4% plus £377,080	0.4%	0.4%	15.8% plus £377,080	15.8%	15.8%
The Academy at Ridgewood Trust	442	2	16.0%	0.3% plus £78,780	0.3% plus £80,640	0.3% plus £82,600	16.3% plus £78,780	16.3% plus £80,640	16.3% plus £82,600
The Hayfield School	229		17.3%	0.2% less £19,900	0.2% less £20,400	0.2% less £20,900	17.5% less £19,900	17.5% less £20,400	17.5% less £20,900
Thrybergh Academy & Sports College	540		15.6%	0.7% plus £152,900	0.7% plus £156,500	0.7% plus £160,400	16.3% plus £152,900	16.3% plus £156,500	16.3% plus £160,400
Thrybergh Fullerton Primary	575		16.9%	0.6% plus £11,500	0.6% plus £11,800	0.6% plus £12,000	17.5% plus £11,500	17.5% plus £11,800	17.5% plus £12,000
Tinsley Meadows Primary School	758		12.6%	0.4% plus £95,200	0.4% plus £97,600	0.4% plus £99,900	13.0% plus £95,200	13.0% plus £97,600	13.0% plus £99,900

Employer	Employer Number	Notes	Primary rate 2020/21 to 2022/23	Secondary rates (including any allowance for potential McCloud adjustment and/or phasing)			Total Contribution Rate from 2019 Valuation		
				2020/21	2021/22	2022/23	2020/21	2021/22	2022/23
Totley All Saints C of E School	613		15.6%	0.1% less £3,200	0.1% less £3,300	0.1% less £3,400	15.7% less £3,200	15.7% less £3,300	15.7% less £3,400
Totley Primary School	724		15.5%	0.1% plus £29,000	0.1% plus £29,700	0.1% plus £30,500	15.6% plus £29,000	15.6% plus £29,700	15.6% plus £30,500
Treeton C of E Primary Academy	846		15.7%	0.6% plus £26,600	0.6% plus £27,200	0.6% plus £27,900	16.3% plus £26,600	16.3% plus £27,200	16.3% plus £27,900
Trinity Croft C of E Primary Academy	572		15.7%	£10,600	£10,900	£11,100	15.7% plus £10,600	15.7% plus £10,900	15.7% plus £11,100
University Technology College (Sheffield)	246		15.3%	0.4% plus £24,700	0.4% plus £25,200	0.4% plus £25,800	15.7% plus £24,700	15.7% plus £25,200	15.7% plus £25,800
Upperwood Academy	348	3	15.3%	0.8% plus £16,870	0.8% plus £17,360	0.8% plus £17,660	16.1% plus £16,870	16.1% plus £17,360	16.1% plus £17,660
Valley Park Community Primary	746		13.7%	0.8% plus £81,200	0.8% plus £83,200	0.8% plus £85,100	14.5% plus £81,200	14.5% plus £83,200	14.5% plus £85,100
Wales High School (Academy Trust)	531	2	16.7%	0.6% plus £86,390	0.6%	0.6%	17.3% plus £86,390	17.3%	17.3%
Ward Green Academy	382		16.1%	0.3% plus £47,400	0.3% plus £48,600	0.3% plus £49,700	16.4% plus £47,400	16.4% plus £48,600	16.4% plus £49,700

Employer	Employer Number	Notes	Primary rate 2020/21 to 2022/23	Secondary rates (including any allowance for potential McCloud adjustment and/or phasing)			Total Contribution Rate from 2019 Valuation		
				2020/21	2021/22	2022/23	2020/21	2021/22	2022/23
Wellgate Primary School	383		15.2%	0.9% plus £45,700	0.9% plus £46,800	0.9% plus £47,900	16.1% plus £45,700	16.1% plus £46,800	16.1% plus £47,900
Wentworth CoE Junior & Infant School	888		13.1%	£5,500	£5,600	£5,800	13.1% plus £5,500	13.1% plus £5,600	13.1% plus £5,800
Whiston Junior & Infant School	551		19.0%	0.5% plus £17,800	0.5% plus £18,200	0.5% plus £18,600	19.5% plus £17,800	19.5% plus £18,200	19.5% plus £18,600
Whiston Worrygoose Junior & Infant School	552		17.5%	1.4% plus £43,000	1.4% plus £44,000	1.4% plus £45,000	18.9% plus £43,000	18.9% plus £44,000	18.9% plus £45,000
Wickersley Northfield Primary	574		18.4%	0.7% plus £44,400	0.7% plus £45,400	0.7% plus £46,600	19.1% plus £44,400	19.1% plus £45,400	19.1% plus £46,600
Wickersley St Albans C of E Primary School	566		18.9%	0.5% plus £18,100	0.5% plus £18,500	0.5% plus £18,900	19.4% plus £18,100	19.4% plus £18,500	19.4% plus £18,900
Windmill Hill School Academy	866		16.7%	0.3% plus £41,900	0.3% plus £42,900	0.3% plus £43,900	17.0% plus £41,900	17.0% plus £42,900	17.0% plus £43,900
Wingfield Academy	547	3	15.6%	0.7% plus £78,780	0.7% plus £80,740	0.7% plus £82,600	16.3% plus £78,780	16.3% plus £80,740	16.3% plus £82,600
Winterhill School	580	3	14.9%	0.8% plus £135,290	0.8% plus £138,520	0.8% plus £141,860	15.7% plus £135,290	15.7% plus £138,520	15.7% plus £141,860

Employer	Employer Number	Notes	Primary rate 2020/21 to 2022/23	Secondary rates (including any allowance for potential McCloud adjustment and/or phasing)			Total Contribution Rate from 2019 Valuation		
				2020/21	2021/22	2022/23	2020/21	2021/22	2022/23
Wisewood Community Primary	751	2	19.2%	0.2% plus £76,940	0.2%	0.2%	19.4% plus £76,940	19.4%	19.4%
Wombwell Park Street Primary School	376		14.2%	0.6% plus £31,400	0.6% plus £32,200	0.6% plus £32,900	14.8% plus £31,400	14.8% plus £32,200	14.8% plus £32,900
Woodfield Primary School	493		16.2%	0.2% plus £34,800	0.2% plus £35,700	0.2% plus £36,500	16.4% plus £34,800	16.4% plus £35,700	16.4% plus £36,500
Woodsetts Primary School	836		17.6%	0.1% plus £22,300	0.1% plus £22,800	0.1% plus £23,300	17.7% plus £22,300	17.7% plus £22,800	17.7% plus £23,300
Worsbrough Bank End	387		13.9%	0.3% plus £28,900	0.3% plus £29,600	0.3% plus £30,300	14.2% plus £28,900	14.2% plus £29,600	14.2% plus £30,300
Academies and Free Schools - 1 September Change									
Abbey School	588		14.2%	2.5% plus £5,900 to 31 August 2020	0.2% plus £20,200 to 31 August 2021	0.2% plus £20,700 to 31 March 2022	16.7% plus £5,900 to 31 August 2020	14.4% plus £20,200 to 31 August 2021	14.4% plus £20,700 to 31 March 2022
				0.2% plus £28,300 from 1 September 2020 to 31 March 2021	0.2% plus £28,900 from 1 September 2021 to 31 March 2022	0.2% plus £29,600 from 1 September 2022 to 31 March 2023	14.4% plus £28,300 from 1 September 2020 to 31 March 2021	14.4% plus £28,900 from 1 September 2021 to 31 March 2022	14.4% plus £29,600 from 1 September 2022 to 31 March 2023

Employer	Employer Number	Notes	Primary rate 2020/21 to 2022/23	Secondary rates (including any allowance for potential McCloud adjustment and/or phasing)			Total Contribution Rate from 2019 Valuation		
				2020/21	2021/22	2022/23	2020/21	2021/22	2022/23
Kelford School	593		13.5%	- 0.1% plus £26,800 to 31 August 2020	0.7% plus £45,200 to 31 August 2021	0.7% plus £46,300 to 31 March 2022	13.4% plus £26,800 to 31 August 2020	14.2% plus £45,200 to 31 August 2021	14.2% plus £46,300 to 31 March 2022
				0.7% plus £63,400 from 1 September 2020 to 31 March 2021	0.7% plus £64,900 from 1 September 2021 to 31 March 2022	0.7% plus £66,400 from 1 September 2022 to 31 March 2023	14.2% plus £63,400 from 1 September 2020 to 31 March 2021	14.2% plus £64,900 from 1 September 2021 to 31 March 2022	14.2% plus £66,400 from 1 September 2022 to 31 March 2023
Maltby Hilltop School	589		14.7%	- 0.4% plus £31,700 to 31 August 2020	0.4% plus £52,000 to 31 August 2021	0.4% plus £53,200 to 31 March 2022	14.3% plus £31,700 to 31 August 2020	15.1% plus £52,000 to 31 August 2021	15.1% plus £53,200 to 31 March 2022
				0.4% plus £72,800 from 1 September 2020 to 31 March 2021	0.4% plus £74,600 from 1 September 2021 to 31 March 2022	0.4% plus £76,400 from 1 September 2022 to 31 March 2023	15.1% plus £72,800 from 1 September 2020 to 31 March 2021	15.1% plus £74,600 from 1 September 2021 to 31 March 2022	15.1% plus £76,400 from 1 September 2022 to 31 March 2023
St Maries School Catholic	659		17.1%	- 2.4% plus £11,600 to 31 August 2020	0.5% plus £13,700 to 31 August 2021	0.5% plus £14,000 to 31 March 2022	14.7% plus £11,600 to 31 August 2020	17.6% plus £13,700 to 31 August 2021	17.6% plus £14,000 to 31 March 2022

Employer	Employer Number	Notes	Primary rate 2020/21 to 2022/23	Secondary rates (including any allowance for potential McCloud adjustment and/or phasing)			Total Contribution Rate from 2019 Valuation		
				2020/21	2021/22	2022/23	2020/21	2021/22	2022/23
Voluntary Academy				0.5% plus £19,100 from 1 September 2020 to 31 March 2021	0.5% plus £19,600 from 1 September 2020 to 31 March 2021	0.5% plus £20,100 from 1 September 2021 to 31 March 2022	17.6% plus £19,100 from 1 September 2020 to 31 March 2021	17.6% plus £19,600 from 1 September 2020 to 31 March 2021	17.6% plus £20,100 from 1 September 2021 to 31 March 2022
Pennine View School	826		15.4%	- 0.6% plus £24,000 to 31 August 2020	0.3% plus £27,600 to 31 August 2021	0.3% plus £28,300 to 31 March 2022	14.7% plus £24,000 to 31 August 2020	15.7% plus £27,600 to 31 August 2021	15.7% plus £28,300 to 31 March 2022
				0.3% plus £38,700 from 1 September 2020 to 31 March 2021	0.3% plus £39,600 from 1 September 2021 to 31 March 2022	0.3% plus £40,500 from 1 September 2022 to 31 March 2023	15.7% plus £38,700 from 1 September 2020 to 31 March 2021	15.7% plus £39,600 from 1 September 2021 to 31 March 2022	15.7% plus £40,500 from 1 September 2022 to 31 March 2023
Academies and Free Schools - Post 31 March 2019									
Bradfield Dungworth Primary School	911		18.4%	£900	£900	£1,000	18.4% plus £900	18.4% plus £900	18.4% plus £1,000
Chorus Education Trust	910		14.3%	0.9%	0.9%	0.9%	15.2%	15.2%	15.2%
Churchfield Primary School	956		15.8%	0.3% plus £4,800	0.3% plus £4,900	0.3% plus £5,000	16.1% plus £4,800	16.1% plus £4,900	16.1% plus £5,000

Employer	Employer Number	Notes	Primary rate 2020/21 to 2022/23	Secondary rates (including any allowance for potential McCloud adjustment and/or phasing)			Total Contribution Rate from 2019 Valuation		
				2020/21	2021/22	2022/23	2020/21	2021/22	2022/23
Hawthorn Primary School	980		16.9%	0.7%	0.7%	0.7%	17.6%	17.6%	17.6%
Horizon Community College	921		16.6%	0.5% plus £26,900	0.5% plus £27,600	0.5% plus £28,200	17.1% plus £26,900	17.1% plus £27,600	17.1% plus £28,200
Lakeside Primary School	940		15.8%	0.5% plus £3,700	0.5% plus £3,800	0.5% plus £3,900	16.3% plus £3,700	16.3% plus £3,800	16.3% plus £3,900
Laughton All Saints C of E Primary	941		16.9%	0.3%	0.3%	0.3%	17.2%	17.2%	17.2%
Loxley Primary School	913		20.2%	£1,200	£1,300	£1,300	20.2% plus £1,200	20.2% plus £1,300	20.2% plus £1,300
Maltby Learning Trust MAT HQ	903		16.8%	0.2%	0.2%	0.2%	17.0%	17.0%	17.0%
Mapplewell Primary	975		18.3%	0.2% plus £4,600	0.2% plus £4,700	0.2% plus £4,800	18.5% plus £4,600	18.5% plus £4,700	18.5% plus £4,800
Marshland Primary	907		17.6%	0.8% plus £1,400	0.8% plus £1,500	0.8% plus £1,500	18.4% plus £1,400	18.4% plus £1,500	18.4% plus £1,500
Mercia Learning Trust MAT HQ	920		13.1%	0.1%	0.1%	0.1%	13.2%	13.2%	13.2%
Minerva Learning Trust	919		16.0%	0.2%	0.2%	0.2%	16.2%	16.2%	16.2%

Employer	Employer Number	Notes	Primary rate 2020/21 to 2022/23	Secondary rates (including any allowance for potential McCloud adjustment and/or phasing)			Total Contribution Rate from 2019 Valuation		
				2020/21	2021/22	2022/23	2020/21	2021/22	2022/23
Nook Lane Junior School	912		19.2%	£2,400	£2,400	£2,500	19.2% plus £2,400	19.2% plus £2,400	19.2% plus £2,500
Oughtibridge Primary School	909		15.9%	0.3% plus £2,800	0.3% plus £2,800	0.3% plus £2,900	16.2% plus £2,800	16.2% plus £2,800	16.2% plus £2,900
Pye Bank C of E Primary School	922		15.7%	0.5% plus £4,700	0.5% plus £4,800	0.5% plus £4,900	16.2% plus £4,700	16.2% plus £4,800	16.2% plus £4,900
Stannington Infant School	914		16.1%	0.5% plus £1,300	0.5% plus £1,400	0.5% plus £1,400	16.6% plus £1,300	16.6% plus £1,400	16.6% plus £1,400
Thorne Brooke Primary	908		16.6%	0.7% plus £3,300	0.7% plus £3,400	0.7% plus £3,400	17.3% plus £3,300	17.3% plus £3,400	17.3% plus £3,400
Wath Academy	904		15.2%	0.9% plus £7,900	0.9% plus £8,100	0.9% plus £8,300	16.1% plus £7,900	16.1% plus £8,100	16.1% plus £8,300
West Road Primary School	942		16.4%	0.5% plus £1,200	0.5% plus £1,300	0.5% plus £1,300	16.9% plus £1,200	16.9% plus £1,300	16.9% plus £1,300
Wharnccliffe Side Primary	915		18.5%	0.5% plus £2,400	0.5% plus £2,400	0.5% plus £2,500	19.0% plus £2,400	19.0% plus £2,400	19.0% plus £2,500
Woodseats Primary Academy	943		18.3%	0.4% plus £5,200	0.4% plus £5,300	0.4% plus £5,500	18.7% plus £5,200	18.7% plus £5,300	18.7% plus £5,500
Worsbrough Common Primary	959		14.8%	0.5% plus £6,800	0.5% plus £6,900	0.5% plus £7,100	15.3% plus £6,800	15.3% plus £6,900	15.3% plus £7,100

Employer	Employer Number	Notes	Primary rate 2020/21 to 2022/23	Secondary rates (including any allowance for potential McCloud adjustment and/or phasing)			Total Contribution Rate from 2019 Valuation		
				2020/21	2021/22	2022/23	2020/21	2021/22	2022/23
Multi Academy Trusts									
Becton School	981		15.6%	2.5% to 31 August 2020	0.4% plus £1,600 to 31 August 2021	0.4% plus £1,700 to 31 March 2022	18.1% to 31 August 2020	16.0% plus £1,600 to 31 August 2021	16.0% plus £1,700 to 31 March 2022
				0.4% plus £2,300 from 1 September 2020 to 31 March 2021	0.4% plus £2,300 from 1 September 2021 to 31 March 2022	0.4% plus £2,400 from 1 September 2022 to 31 March 2023	16.0% plus £2,300 from 1 September 2020 to 31 March 2021	16.0% plus £2,300 from 1 September 2021 to 31 March 2022	16.0% plus £2,400 from 1 September 2022 to 31 March 2023
Coppice Community Special School	957		17.8%	- 0.3% to 31 August 2020	0.1% plus £900 to 31 August 2021	0.1% plus £900 to 31 March 2022	17.5% to 31 August 2020	17.9% plus £900 to 31 August 2021	17.9% plus £900 to 31 March 2022
				0.1% plus £1,300 from 1 September 2020 to 31 March 2021	0.1% plus £1,300 from 1 September 2021 to 31 March 2022	0.1% plus £1,300 from 1 September 2022 to 31 March 2023	17.9% plus £1,300 from 1 September 2020 to 31 March 2021	17.9% plus £1,300 from 1 September 2021 to 31 March 2022	17.9% plus £1,300 from 1 September 2022 to 31 March 2023
Craggs Community School	954		15.8%	1.7% to 31 August 2020	0.6% plus £500 to 31 August 2021	0.6% plus £600 to 31 March 2022	17.5% to 31 August 2020	16.4% plus £500 to 31 August 2021	16.4% plus £600 to 31 March 2022
				0.6% plus £800 from 1 September 2020 to 31 March 2021	0.6% plus £800 from 1 September 2021 to 31 March 2022	0.6% plus £800 from 1 September 2022 to 31 March 2023	16.4% plus £800 from 1 September 2020 to 31 March 2021	16.4% plus £800 from 1 September 2021 to 31 March 2022	16.4% plus £800 from 1 September 2022 to 31 March 2023

Employer	Employer Number	Notes	Primary rate 2020/21 to 2022/23	Secondary rates (including any allowance for potential McCloud adjustment and/or phasing)			Total Contribution Rate from 2019 Valuation		
				2020/21	2021/22	2022/23	2020/21	2021/22	2022/23
Heatherwood Community Special School	944		17.6%	- 0.1% from 1 September 2020 to 31 March 2021	0.6% plus £600 to 31 August 2021	0.6% plus £600 to 31 March 2022	17.5% from 1 September 2020 to 31 March 2021	18.2% plus £600 to 31 August 2021	18.2% plus £600 to 31 March 2022
				0.6% plus £800 from 1 September 2020 to 31 March 2021	0.6% plus £900 from 1 September 2021 to 31 March 2022	0.6% plus £900 from 1 September 2022 to 31 March 2023	18.2% plus £800 from 1 September 2020 to 31 March 2021	18.2% plus £900 from 1 September 2021 to 31 March 2022	18.2% plus £900 from 1 September 2022 to 31 March 2023
North Ridge School	979		18.8%	- 1.3% to 31 August 2020	0.1% to 31 August 2021	0.1% to 31 March 2022	17.5% to 31 August 2020	18.9% to 31 August 2021	18.9% to 31 March 2022
				0.1% from 1 September 2020 to 31 March 2021	0.1% from 1 September 2021 to 31 March 2022	0.1% from 1 September 2022 to 31 March 2023	18.9% from 1 September 2020 to 31 March 2021	18.9% from 1 September 2021 to 31 March 2022	18.9% from 1 September 2022 to 31 March 2023
Multi Academy Trusts									
Academies Enterprise Trust	MAT9		16.2%	0.1% plus £256,600	0.1% plus £262,600	0.1% plus £269,000	16.3% plus £256,600	16.3% plus £262,600	16.3% plus £269,000
Aston Community Education Trust	MAT29		16.9%	0.5% plus £363,770	0.5% plus £372,510	0.5% plus £381,430	17.4% plus £363,770	17.4% plus £372,510	17.4% plus £381,430
Astrea Academy Trust	MAT7		14.9%	0.4% plus £994,100	0.4% plus £1,018,200	0.4% plus £1,042,400	15.3% plus £994,100	15.3% plus £1,018,200	15.3% plus £1,042,400

Employer	Employer Number	Notes	Primary rate 2020/21 to 2022/23	Secondary rates (including any allowance for potential McCloud adjustment and/or phasing)			Total Contribution Rate from 2019 Valuation		
				2020/21	2021/22	2022/23	2020/21	2021/22	2022/23
Brigantia Learning Trust	MAT2		16.5%	0.6% plus £303,100	0.6% plus £310,400	0.6% plus £317,800	17.1% plus £303,100	17.1% plus £310,400	17.1% plus £317,800
Cascade Multi Academy Trust	MAT51		14.1%	0.5% plus £171,500	0.5% plus £175,600	0.5% plus £179,700	14.6% plus £171,500	14.6% plus £175,600	14.6% plus £179,700
Central Learning Partnership Trust	MAT31	2	14.8%	1.0% plus £216,390	1.0%	1.0%	15.8% plus £216,390	15.8%	15.8%
Chorus Education Trust	MAT44	2	15.6%	0.7% plus £462,050	0.7%	0.7%	16.3% plus £462,050	16.3%	16.3%
Delta Academies Trust	MAT16	2	16.6%	0.3% plus £1,863,880	0.3%	0.3%	16.9% plus £1,863,880	16.9%	16.9%
Emmanuel Schools Foundation	MAT15		17.5%	0.2% plus £1,100	0.2% plus £1,100	0.2% plus £1,100	17.7% plus £1,100	17.7% plus £1,100	17.7% plus £1,100
Exceed Learning Partnership	MAT26		16.9%	0.3% plus £123,600	0.3% plus £126,700	0.3% plus £129,500	17.2% plus £123,600	17.2% plus £126,700	17.2% plus £129,500
Inspire Multi Academy Trust	MAT1	2	15.7%	0.6% plus £317,030	0.6%	0.6%	16.3% plus £317,030	16.3%	16.3%
Inspiring Futures	MAT19		17.0%	0.4% plus £117,200	0.4% plus £120,100	0.4% plus £122,900	17.4% plus £117,200	17.4% plus £120,100	17.4% plus £122,900

Employer	Employer Number	Notes	Primary rate 2020/21 to 2022/23	Secondary rates (including any allowance for potential McCloud adjustment and/or phasing)			Total Contribution Rate from 2019 Valuation		
				2020/21	2021/22	2022/23	2020/21	2021/22	2022/23
James Montgomery Trust	MAT27		15.3%	0.2% plus £252,300	0.2% plus £258,200	0.2% plus £264,800	15.5% plus £252,300	15.5% plus £258,200	15.5% plus £264,800
L.E.A.D	MAT54		17.4%	0.3% plus £379,700	0.3% plus £388,700	0.3% plus £398,100	17.7% plus £379,700	17.7% plus £388,700	17.7% plus £398,100
Leger Education Trust	MAT57		19.9%	0.6% plus £48,200	0.6% plus £49,400	0.6% plus £50,600	20.5% plus £48,200	20.5% plus £49,400	20.5% plus £50,600
Minerva Learning trust	MAT49		16.1%	0.5% plus £432,300	0.5% plus £442,700	0.5% plus £453,400	16.6% plus £432,300	16.6% plus £442,700	16.6% plus £453,400
Oasis Community Learning	MAT50	3	12.3%	0.2% plus £27,180	0.2% plus £27,760	0.2% plus £28,350	12.5% plus £27,180	12.5% plus £27,760	12.5% plus £28,350
Outwood Grange Academies Trust	MAT10		16.5%	0.4% plus £426,300	0.4% plus £436,300	0.4% plus £446,600	16.9% plus £426,300	16.9% plus £436,300	16.9% plus £446,600
Pioneer Academies Community Trust	MAT8		17.7%	0.8% plus £51,600	0.8% plus £53,000	0.8% plus £54,200	18.5% plus £51,600	18.5% plus £53,000	18.5% plus £54,200
Sheffield South East Trust	MAT53		16.3%	0.4% plus £325,300	0.4% plus £333,200	0.4% plus £341,000	16.7% plus £325,300	16.7% plus £333,200	16.7% plus £341,000
St Mary's Academy Trust	MAT5		17.1%	0.8% plus £209,800	0.8% plus £214,900	0.8% plus £220,200	17.9% plus £209,800	17.9% plus £214,900	17.9% plus £220,200

Employer	Employer Number	Notes	Primary rate 2020/21 to 2022/23	Secondary rates (including any allowance for potential McCloud adjustment and/or phasing)			Total Contribution Rate from 2019 Valuation		
				2020/21	2021/22	2022/23	2020/21	2021/22	2022/23
Wellspring Academy Trust	MAT6	2	13.0%	0.5% plus £1,743,020	0.5%	0.5%	13.5% plus £1,743,020	13.5%	13.5%
Wickersley Partnership Trust	MAT33		14.8%	0.7% plus £548,700	0.7% plus £561,900	0.7% plus £575,300	15.5% plus £548,700	15.5% plus £561,900	15.5% plus £575,300
Willow Tree Academy	MAT37		15.8%	0.4% plus £111,100	0.4% plus £113,800	0.4% plus £116,500	16.2% plus £111,100	16.2% plus £113,800	16.2% plus £116,500
XP Trust	MAT25		13.7%	£49,500	£50,600	£51,900	13.7% plus £49,500	13.7% plus £50,600	13.7% plus £51,900
Admitted Bodies ("Community Admission Bodies")									
Action Housing & Support Ltd	204	12	16.9%	0.4% plus £103,600	0.4% plus £106,100	0.4% plus £108,600	17.3% plus £103,600	17.3% plus £106,100	17.3% plus £108,600
Barnsley BIC Ltd	308	12	19.7%	(£2,300)	(£2,400)	(£2,400)	19.7% less £2,300	19.7% less £2,400	19.7% less £2,400
Barnsley Premier Leisure	228	12	15.8%	0.9% plus £117,400	0.9% plus £120,200	0.9% plus £123,100	16.7% plus £117,400	16.7% plus £120,200	16.7% plus £123,100
Border to Coast Pensions Partnership Ltd	881	7	14.7%	1.0%	1.0%	1.0%	15.7%	15.7%	15.7%
Community Action Halfway Home	520	12	29.9%	£2,500	£2,600	£2,600	29.9% plus £2,500	29.9% plus £2,600	29.9% plus £2,600

Employer	Employer Number	Notes	Primary rate 2020/21 to 2022/23	Secondary rates (including any allowance for potential McCloud adjustment and/or phasing)			Total Contribution Rate from 2019 Valuation		
				2020/21	2021/22	2022/23	2020/21	2021/22	2022/23
Danum Drainage Commissioners	201	12	22.0%	(£2,200)	(£2,300)	(£2,300)	22.0% less £2,200	22.0% less £2,300	22.0% less £2,300
Doncaster Childrens Services Trust Ltd	473	12	14.5%	0.4% plus £135,000	0.4% plus £138,200	0.4% plus £141,500	14.9% plus £135,000	14.9% plus £138,200	14.9% plus £141,500
Doncaster Community Transport	230	12	14.7%	(£16,500)	(£16,900)	(£17,300)	14.7% less £16,500	14.7% less £16,900	14.7% less £17,300
Doncaster Culture & Leisure Trust	432	12	20.5%	0.1% plus £120,100	0.1% plus £123,000	0.1% plus £125,900	20.6% plus £120,100	20.6% plus £123,000	20.6% plus £125,900
Doncaster Deaf Trust	412	12	17.4%	£140,700	£144,100	£147,500	17.4% plus £140,700	17.4% plus £144,100	17.4% plus £147,500
Forge Community Partnership	322	12	15.4%	0.8% plus £27,000	0.8% plus £27,600	0.8% plus £28,300	16.2% plus £27,000	16.2% plus £27,600	16.2% plus £28,300
Great Places Housing Association	241	12	17.7%	1.4% less £1,400	1.4% less £1,500	1.4% less £1,500	19.1% less £1,400	19.1% less £1,500	19.1% less £1,500
Independent Training Services Ltd	310	12	28.8%	£2,100	£2,200	£2,200	28.8% plus £2,100	28.8% plus £2,200	28.8% plus £2,200
Learn Sheffield	768	3, 12	18.1%	£7,650	£7,850	£8,040	18.1% plus £7,650	18.1% plus £7,850	18.1% plus £8,040

Employer	Employer Number	Notes	Primary rate 2020/21 to 2022/23	Secondary rates (including any allowance for potential McCloud adjustment and/or phasing)			Total Contribution Rate from 2019 Valuation		
				2020/21	2021/22	2022/23	2020/21	2021/22	2022/23
National Childrens Bureau	202	12	18.0%	0.6% less £58,800	0.6% less £60,200	0.6% less £61,700	18.6% less £58,800	18.6% less £60,200	18.6% less £61,700
Northern College	226	3, 12	16.4%	0.5% plus £106,740	0.5% plus £109,290	0.5% plus £111,940	16.9% plus £106,740	16.9% plus £109,290	16.9% plus £111,940
Northern Racing College	209	12	20.0%	0.1% plus £27,200	0.1% plus £27,900	0.1% plus £28,500	20.1% plus £27,200	20.1% plus £27,900	20.1% plus £28,500
Priory Campus Ltd	311	12	26.7%	£5,700	£5,800	£6,000	26.7% plus £5,700	26.7% plus £5,800	26.7% plus £6,000
Roth Don and South Humber Mental Health NHS Foundation Trust	231	12	21.0%	0.4% less £44,100	0.4% less £45,200	0.4% less £46,200	21.4% less £44,100	21.4% less £45,200	21.4% less £46,200
Shaw Trust	422	12	24.9%	(£45,600)	(£46,700)	(£47,800)	24.9% less £45,600	24.9% less £46,700	24.9% less £47,800
Sheffcare Ltd	610	3, 12	20.5%	£44,640	£45,720	£46,800	20.5% plus £44,640	20.5% plus £45,720	20.5% plus £46,800
Sheffield City Trust	242	12	18.5%	0.9% less £40,500	0.9% less £41,600	0.9% less £42,500	19.4% less £40,500	19.4% less £41,600	19.4% less £42,500
Sheffield Community Transport	235	12	22.0%	(£39,500)	(£40,500)	(£41,400)	22.0% less £39,500	22.0% less £40,500	22.0% less £41,400

Employer	Employer Number	Notes	Primary rate 2020/21 to 2022/23	Secondary rates (including any allowance for potential McCloud adjustment and/or phasing)			Total Contribution Rate from 2019 Valuation		
				2020/21	2021/22	2022/23	2020/21	2021/22	2022/23
Sheffield Futures	666	12	16.7%	0.4% less £85,700	0.4% less £87,800	0.4% less £89,900	17.1% less £85,700	17.1% less £87,800	17.1% less £89,900
Sheffield Galleries & Museums	523	12	18.1%	(£29,500)	(£30,200)	(£30,900)	18.1% less £29,500	18.1% less £30,200	18.1% less £30,900
Sheffield Health & Social Care NHS Foundation Trust	239	12	20.9%	(£131,300)	(£134,500)	(£137,700)	20.9% less £131,300	20.9% less £134,500	20.9% less £137,700
Sheffield Industrial Museums Trust Ltd	521	12	15.3%	0.1% less £2,000	0.1% less £2,100	0.1% less £2,100	15.4% less £2,000	15.4% less £2,100	15.4% less £2,100
Sheffield MIND	518		TBC	TBC	TBC	TBC	TBC	TBC	TBC
Sheffield Students Union	237	12	20.9%	(£1,400)	(£1,400)	(£1,500)	20.9% less £1,400	20.9% less £1,400	20.9% less £1,500
Sheffield Unison	663	3, 12	18.6%	0.1% plus £7,550	0.1% plus £7,750	0.1% plus £7,850	18.7% plus £7,550	18.7% plus £7,750	18.7% plus £7,850
South Yorkshire Housing Association	214	12	22.1%	£5,900	£6,100	£6,200	22.1% plus £5,900	22.1% plus £6,100	22.1% plus £6,200
Voluntary Action Barnsley	307	12	20.1%	0.4% plus £4,600	0.4% plus £4,700	0.4% plus £4,800	20.5% plus £4,600	20.5% plus £4,700	20.5% plus £4,800

Employer	Employer Number	Notes	Primary rate 2020/21 to 2022/23	Secondary rates (including any allowance for potential McCloud adjustment and/or phasing)			Total Contribution Rate from 2019 Valuation		
				2020/21	2021/22	2022/23	2020/21	2021/22	2022/23
Voluntary Action Rotherham	506		26.5%	0.1% less £30,100	0.1% less £30,800	0.1% less £31,600	26.6% less £30,100	26.6% less £30,800	26.6% less £31,600
Admitted Bodies ("Transferee Admission Bodies")									
Affinity Trust - NHS Transfer (SCC)	877		22.2%	£11,300	£0	£0	22.2% plus £11,300	22.2%	22.2%
Amey Community Ltd (Barnsley BSF Design & Building Schools)	256		24.0%	£300	£300	£300	24.0% plus £300	24.0% plus £300	24.0% plus £300
Amey Community Ltd SPV1 (Barnsley BSF/PFI)	257		23.4%	£100	£100	£100	23.4% plus £100	23.4% plus £100	23.4% plus £100
Amey Community Ltd SPV2 (Barnsley BSF/PFI)	258		26.2%	£0	£0	£0	26.2%	26.2%	26.2%
Amey Community Ltd	259		23.8%	£2,800	£2,900	£2,900	23.8% plus £2,800	23.8% plus £2,900	23.8% plus £2,900

Employer	Employer Number	Notes	Primary rate 2020/21 to 2022/23	Secondary rates (including any allowance for potential McCloud adjustment and/or phasing)			Total Contribution Rate from 2019 Valuation		
				2020/21	2021/22	2022/23	2020/21	2021/22	2022/23
SPV3 (Barnsley BSF/PFI)									
Amey LG Limited (Sheffield Highways)	655		19.7%	0.6% less £1,878,300	0.6% less £1,923,400	0.6% less £1,969,600	20.3% less £1,878,300	20.3% less £1,923,400	20.3% less £1,969,600
Argent Catering Solutions Ltd	767		22.4%	£68,400	£0	£0	22.4% plus £68,400	22.4%	22.4%
Aspens Services Ltd - Netherwood Catering Contract	887		20.8%	£69,300	£0	£0	20.8% plus £69,300	20.8%	20.8%
Aspens Services Ltd (E-ACT Pathways Academy)	765		26.8%	£1,500	£0	£0	26.8% plus £1,500	26.8%	26.8%
Aspens Services Ltd (McAuley Academy)	482		22.7%	(£22,300)	£0	£0	22.7% less £22,300	22.7%	22.7%
Aspens Services Ltd (Parkwood Academy)	764		29.7%	(£12,900)	£0	£0	29.7% less £12,900	29.7%	29.7%
Barnsley Norse Ltd	339		22.4%	0.4% less £146,100	0.4% less £149,600	0.4% less £153,200	22.8% less £146,100	22.8% less £149,600	22.8% less £153,200

Employer	Employer Number	Notes	Primary rate 2020/21 to 2022/23	Secondary rates (including any allowance for potential McCloud adjustment and/or phasing)			Total Contribution Rate from 2019 Valuation		
				2020/21	2021/22	2022/23	2020/21	2021/22	2022/23
British Red Cross	748		28.9%	(£34,600)	£0	£0	28.9% less £34,600	28.9%	28.9%
Capita (Outstanding Sheffield Programme)	616		19.9%	0.6% less £1,654,600	0.6% less £1,694,300	0.6%	20.5% less £1,654,600	20.5% less £1,694,300	20.5%
Carroll Cleaning Company (De Warrenne Academy)	479		23.1%	(£15,100)	£0	£0	23.1% less £15,100	23.1%	23.1%
Caterlink (Barnsley Academy)	364		21.7%	£9,800	£0	£0	21.7% plus £9,800	21.7%	21.7%
Caterlink (Hunningley Primary)	394		23.5%	£9,200	£0	£0	23.5% plus £9,200	23.5%	23.5%
Caterlink (Sheffield Park Academy)	733		24.4%	(£40,000)	£0	£0	24.4% less £40,000	24.4%	24.4%
Churchill Contract Services - Dinnington High School	896		22.0%	£1,600	£0	£0	22.0% plus £1,600	22.0%	22.0%

Employer	Employer Number	Notes	Primary rate 2020/21 to 2022/23	Secondary rates (including any allowance for potential McCloud adjustment and/or phasing)			Total Contribution Rate from 2019 Valuation		
				2020/21	2021/22	2022/23	2020/21	2021/22	2022/23
Compass (Don Valley Academy)	483		22.1%	0.1% less £74,600	0.1%	0.1%	22.2% less £74,600	22.2%	22.2%
Compass (Kirk Balk Academy)	391		22.2%	£80,100	£0	£0	22.2% plus £80,100	22.2%	22.2%
Compass (RCAT)	248		23.3%	(£30,900)	£0	£0	23.3% less £30,900	23.3%	23.3%
Compass (Rossington All Saints Academy)	484		22.0%	7.5% plus £4,100	7.5%	7.5%	29.5% plus £4,100	29.5%	29.5%
Compass (St Pius X Catholic High School)	884		22.9%	£10,500	£0	£0	22.9% plus £10,500	22.9%	22.9%
Compass (The Hayfield School)	495		21.4%	0.2% plus £15,800	0.2%	0.2%	21.6% plus £15,800	21.6%	21.6%
Cordant Cleaning Ltd	760		22.3%	£44,100	£0	£0	22.3% plus £44,100	22.3%	22.3%
Crispin & Borst	429		18.3%	1.6% less £14,300	1.6% less £14,600	1.6% less £15,000	19.9% less £14,300	19.9% less £14,600	19.9% less £15,000
Dimensions (UK) Ltd	389		22.1%	0.2% plus £242,300	0.2%	0.2%	22.3% plus £242,300	22.3%	22.3%

Employer	Employer Number	Notes	Primary rate 2020/21 to 2022/23	Secondary rates (including any allowance for potential McCloud adjustment and/or phasing)			Total Contribution Rate from 2019 Valuation		
				2020/21	2021/22	2022/23	2020/21	2021/22	2022/23
Dolce - Conisbrough Ivanhoe Primary Academy	906		22.3%	£100	£100	£100	22.3% plus £100	22.3% plus £100	22.3% plus £100
Dolce Ltd (Blackburn Primary)	847		18.6%	0.3% plus £5,500	0.3%	0.3%	18.9% plus £5,500	18.9%	18.9%
Dolce Ltd (Dodworth St Johns)	852		26.8%	£100	£0	£0	26.8% plus £100	26.8%	26.8%
Dolce Ltd (Elsecar Holy Trinity)	855		20.0%	£3,600	£0	£0	20.0% plus £3,600	20.0%	20.0%
Dolce Ltd (Harthill Primary)	849		23.6%	£1,400	£0	£0	23.6% plus £1,400	23.6%	23.6%
Dolce Ltd (Kilnhurst Junior & Infants)	812		21.7%	0.4% less £900	0.4%	0.4%	22.1% less £900	22.1%	22.1%
Dolce Ltd (Kiveton Park)	848		18.6%	£1,700	£0	£0	18.6% plus £1,700	18.6%	18.6%
Dolce Ltd (Sitwell Juniors)	804		21.8%	0.2% plus £13,100	0.2%	0.2%	22.0% plus £13,100	22.0%	22.0%
Dolce Ltd (St Josephs - Handsworth)	851		24.4%	£2,800	£0	£0	24.4% plus £2,800	24.4%	24.4%

Employer	Employer Number	Notes	Primary rate 2020/21 to 2022/23	Secondary rates (including any allowance for potential McCloud adjustment and/or phasing)			Total Contribution Rate from 2019 Valuation		
				2020/21	2021/22	2022/23	2020/21	2021/22	2022/23
Dolce Ltd (St Marys Maltby)	865		19.7%	£2,600	£0	£0	19.7% plus £2,600	19.7%	19.7%
Dolce Ltd (Swinton Fitzwilliam)	813		21.8%	£3,700	£0	£0	21.8% plus £3,700	21.8%	21.8%
Dolce Ltd (Swinton Queen Primary)	864		20.6%	£5,800	£0	£0	20.6% plus £5,800	20.6%	20.6%
Dolce Ltd (Todwick)	850		22.8%	£13,700	£0	£0	22.8% plus £13,700	22.8%	22.8%
Dolce Ltd (Whiston Junior & Infants)	814		22.8%	£8,400	£0	£0	22.8% plus £8,400	22.8%	22.8%
Dolce Ltd (Whiston Worrygoose)	815		22.2%	£800	£0	£0	22.2% plus £800	22.2%	22.2%
Dolce Ltd (Wickersley Northfield)	816		22.5%	£1,600	£0	£0	22.5% plus £1,600	22.5%	22.5%
Dolce Ltd (Woodsetts)	817		22.5%	(£100)	£0	£0	22.5% less £100	22.5%	22.5%
Edwards Commercial Cleaning (NORTH) Ltd	780		21.6%	0.3% plus £7,300	0.3%	0.3%	21.9% plus £7,300	21.9%	21.9%

Employer	Employer Number	Notes	Primary rate 2020/21 to 2022/23	Secondary rates (including any allowance for potential McCloud adjustment and/or phasing)			Total Contribution Rate from 2019 Valuation		
				2020/21	2021/22	2022/23	2020/21	2021/22	2022/23
Engie Services Ltd (Barnsley Schools)	393		23.6%	£1,600	£1,600	£1,600	23.6% plus £1,600	23.6% plus £1,600	23.6% plus £1,600
Engie Services Ltd (Rotherham Schools)	513		25.2%	0.3% less £14,300	0.3% less £14,600	0.3% less £14,900	25.5% less £14,300	25.5% less £14,600	25.5% less £14,900
Go Plant Fleet Services Ltd	514	12	22.3%	(£206,600)	£0	£0	22.3% less £206,600	22.3%	22.3%
Independent Cleaning Services Ltd (Danum Academy)	478		23.1%	0.2% less £40,400	0.2%	0.2%	23.3% less £40,400	23.3%	23.3%
Interserve - SCC Catering Contract	886		22.9%	£7,400	£0	£0	22.9% plus £7,400	22.9%	22.9%
Interserve FM Ltd	671		22.3%	(£25,800)	(£26,400)	(£27,100)	22.3% less £25,800	22.3% less £26,400	22.3% less £27,100
ISS Mediclean Ltd	392		23.8%	£700	£700	£700	23.8% plus £700	23.8% plus £700	23.8% plus £700
Kier (Barnsley Housing Stock Maintenance)	332		20.9%	0.4% less £944,500	0.4%	0.4%	21.3% less £944,500	21.3%	21.3%
Kier Managed Services	688		25.8%	(£53,300)	(£54,600)	(£55,900)	25.8% less £53,300	25.8% less £54,600	25.8% less £55,900

Employer	Employer Number	Notes	Primary rate 2020/21 to 2022/23	Secondary rates (including any allowance for potential McCloud adjustment and/or phasing)			Total Contribution Rate from 2019 Valuation		
				2020/21	2021/22	2022/23	2020/21	2021/22	2022/23
Mellors (Aston Hall Junior & Infants)	837		20.7%	£3,800	£3,900	£4,100	20.7% plus £3,800	20.7% plus £3,900	20.7% plus £4,100
Mellors (Aston Lodge Primary)	838		18.2%	£600	£600	£600	18.2% plus £600	18.2% plus £600	18.2% plus £600
Mellors (Brinsworth Whitehill)	839		22.0%	0.2% plus £3,600	0.2% plus £3,700	0.2% plus £3,900	22.2% plus £3,600	22.2% plus £3,700	22.2% plus £3,900
Mellors (Brinsworth)	585		20.7%	0.6% less £5,400	0.6%	0.6%	21.3% less £5,400	21.3%	21.3%
Mellors (Hinde House/King Ecgbert)	709		23.8%	(£5,200)	(£5,300)	£0	23.8% less £5,200	23.8% less £5,300	23.8%
Mellors (Monkwood Primary)	840		19.1%	£2,300	£2,300	£2,400	19.1% plus £2,300	19.1% plus £2,300	19.1% plus £2,400
Mellors (Rawmarsh Ashwood Primary)	841		21.1%	£1,700	£1,800	£1,800	21.1% plus £1,700	21.1% plus £1,800	21.1% plus £1,800
Mellors (Rawmarsh Comprehensive)	537		28.5%	(£6,100)	(£6,300)	(£6,500)	28.5% less £6,100	28.5% less £6,300	28.5% less £6,500
Mellors (Sandhill Primary)	842		20.0%	£1,900	£1,900	£2,000	20.0% plus £1,900	20.0% plus £1,900	20.0% plus £2,000

Employer	Employer Number	Notes	Primary rate 2020/21 to 2022/23	Secondary rates (including any allowance for potential McCloud adjustment and/or phasing)			Total Contribution Rate from 2019 Valuation		
				2020/21	2021/22	2022/23	2020/21	2021/22	2022/23
Mellors (Sheffield Schools)	653		30.8%	(£9,500)	(£9,700)	(£10,000)	30.8% less £9,500	30.8% less £9,700	30.8% less £10,000
Mellors (Thrybergh Primary)	843		23.2%	£5,500	£5,700	£5,700	23.2% plus £5,500	23.2% plus £5,700	23.2% plus £5,700
Midshire Catering Ltd	244		24.8%	(£9,200)	£0	£0	24.8% less £9,200	24.8%	24.8%
Mitie Ltd	686		19.1%	(£900)	(£900)	(£900)	19.1% less £900	19.1% less £900	19.1% less £900
Morrison Facilities Service Ltd	533		18.8%	1.1% less £98,200	1.1% less £100,500	1.1% less £102,900	19.9% less £98,200	19.9% less £100,500	19.9% less £102,900
NPS Barnsley Ltd	334	12	19.7%	0.6% less £201,100	0.6% less £205,900	0.6% less £210,900	20.3% less £201,100	20.3% less £205,900	20.3% less £210,900
Places for People (RMBC)	548		20.0%	0.6% less £65,100	0.6% less £66,600	0.6% less £68,300	20.6% less £65,100	20.6% less £66,600	20.6% less £68,300
Places for People (SCC)	747		20.5%	0.3% less £22,100	0.3% less £22,600	0.3% less £23,100	20.8% less £22,100	20.8% less £22,600	20.8% less £23,100
Places for People (Wisewood Sports Centre)	759		18.5%	(£3,200)	(£3,300)	(£3,300)	18.5% less £3,200	18.5% less £3,300	18.5% less £3,300

Employer	Employer Number	Notes	Primary rate 2020/21 to 2022/23	Secondary rates (including any allowance for potential McCloud adjustment and/or phasing)			Total Contribution Rate from 2019 Valuation		
				2020/21	2021/22	2022/23	2020/21	2021/22	2022/23
Premiserv (Blackburn Primary)	872		24.6%	0.5% plus £2,400	0.5%	0.5%	25.1% plus £2,400	25.1%	25.1%
Sodexo (Forest Primary Academy Wellspring)	875		20.2%	£3,200	£3,200	£3,300	20.2% plus £3,200	20.2% plus £3,200	20.2% plus £3,300
Sodexo (Greenacre Academy Wellspring)	397		18.2%	0.5% plus £7,000	0.5% plus £7,200	0.5% plus £7,400	18.7% plus £7,000	18.7% plus £7,200	18.7% plus £7,400
Sodexo (Oakhill Academy Wellspring)	396		17.6%	1.1% plus £1,700	1.1% plus £1,800	1.1% plus £1,900	18.7% plus £1,700	18.7% plus £1,800	18.7% plus £1,900
Sodexo (Oakwell Rise Academy Wellspring)	874		26.1%	£2,300	£2,400	£2,400	26.1% plus £2,300	26.1% plus £2,400	26.1% plus £2,400
Sodexo (Springwell Special Academy Wellspring)	398		24.0%	£1,400	£1,400	£1,500	24.0% plus £1,400	24.0% plus £1,400	24.0% plus £1,500
Taylor Shaw (Bradfield School)	703		30.3%	(£1,200)	(£1,200)	(£1,300)	30.3% less £1,200	30.3% less £1,200	30.3% less £1,300

Employer	Employer Number	Notes	Primary rate 2020/21 to 2022/23	Secondary rates (including any allowance for potential McCloud adjustment and/or phasing)			Total Contribution Rate from 2019 Valuation		
				2020/21	2021/22	2022/23	2020/21	2021/22	2022/23
Taylor Shaw (Sheff School Meals Central Contract)	629		23.4%	(£991,000)	£0	£0	23.4% less £991,000	23.4%	23.4%
Taylor Shaw (Sheffield Catering)	618		30.4%	(£7,400)	(£7,600)	(£7,800)	30.4% less £7,400	30.4% less £7,600	30.4% less £7,800
Taylor Shaw (St John Fisher Academy)	754		22.2%	£4,200	£0	£0	22.2% plus £4,200	22.2%	22.2%
TnS (DeWarenne Academy)	876		19.0%	£3,600	£0	£0	19.0% plus £3,600	19.0%	19.0%
Trustclean (Wath CE School)	541		27.3%	(£1,500)	£0	£0	27.3% less £1,500	27.3%	27.3%
Trustclean (Wath Victoria Primary)	581		24.5%	(£300)	£0	£0	24.5% less £300	24.5%	24.5%
Trustclean Ltd (Athersley North)	346		23.9%	(£20,000)	£0	£0	23.9% less £20,000	23.9%	23.9%
Turning Point	390		20.7%	£125,000	£0	£0	20.7% plus £125,000	20.7%	20.7%

Employer	Employer Number	Notes	Primary rate 2020/21 to 2022/23	Secondary rates (including any allowance for potential McCloud adjustment and/or phasing)			Total Contribution Rate from 2019 Valuation		
				2020/21	2021/22	2022/23	2020/21	2021/22	2022/23
Veolia Environmental Services PLC	676		22.1%	(£762,100)	(£780,400)	(£799,100)	22.1% less £762,100	22.1% less £780,400	22.1% less £799,100
Vinci Construction UK Ltd (Bradfield FM)	702		23.9%	(£1,700)	(£1,700)	(£1,800)	23.9% less £1,700	23.9% less £1,700	23.9% less £1,800
Wates Living Space Maintenance Ltd	781		21.2%	0.5% plus £150,600	0.5%	0.5%	21.7% plus £150,600	21.7%	21.7%
Admitted Bodies ("Transferee Admission Bodies") - Post 31 March 2019									
Aspens Services Ltd (Astrea Academy Dearne)	948		21.9%	0.2%	0.2%	0.2%	22.1%	22.1%	22.1%
Aspens Services Ltd (Astrea Woodfields Academy)	974		21.6%	£0	£0	£0	21.6%	21.6%	21.6%
Caterleisure (Riverside House)	939		23.3%	£0	£0	£0	23.3%	23.3%	23.3%
Compass (Atlas Academy)	924		21.9%	£0	£0	£0	21.9%	21.9%	21.9%

Employer	Employer Number	Notes	Primary rate 2020/21 to 2022/23	Secondary rates (including any allowance for potential McCloud adjustment and/or phasing)			Total Contribution Rate from 2019 Valuation		
				2020/21	2021/22	2022/23	2020/21	2021/22	2022/23
Compass (Carrfield Primary)	932		21.6%	£0	£0	£0	21.6%	21.6%	21.6%
Compass (Castle Academy)	933		20.7%	0.6%	0.6%	0.6%	21.3%	21.3%	21.3%
Compass (Denaby Main Primary Academy)	934		24.4%	£0	£0	£0	24.4%	24.4%	24.4%
Compass (Edenthorpe Hall Primary Adademy)	935		20.5%	£0	£0	£0	20.5%	20.5%	20.5%
Compass (Gooseacre Primary Academy)	936		21.4%	£0	£0	£0	21.4%	21.4%	21.4%
Compass (Hartley Brook Primary School)	937		20.4%	£0	£0	£0	20.4%	20.4%	20.4%
Compass (Hatfield Primary)	923		21.1%	£0	£0	£0	21.1%	21.1%	21.1%
Compass (Hexthorpe Primary School)	925		19.2%	£0	£0	£0	19.2%	19.2%	19.2%

Employer	Employer Number	Notes	Primary rate 2020/21 to 2022/23	Secondary rates (including any allowance for potential McCloud adjustment and/or phasing)			Total Contribution Rate from 2019 Valuation		
				2020/21	2021/22	2022/23	2020/21	2021/22	2022/23
Compass (Highgate Primary Academy)	926		23.9%	£0	£0	£0	23.9%	23.9%	23.9%
Compass (Hillside Academy)	927		24.5%	£0	£0	£0	24.5%	24.5%	24.5%
Compass (Intake Primary Academy)	928		20.1%	£0	£0	£0	20.1%	20.1%	20.1%
Compass (Kingfisher Academy)	929		22.5%	£0	£0	£0	22.5%	22.5%	22.5%
Compass (The Hill Primary)	930		20.0%	£0	£0	£0	20.0%	20.0%	20.0%
Compass (Waverley Academy)	931		21.6%	£0	£0	£0	21.6%	21.6%	21.6%
Engie Services Ltd (Rotherham Council)	982		19.1%	0.5%	0.5%	0.5%	19.6%	19.6%	19.6%
Happy Kids Childcare (Rotherham)	961		20.9%	£0	£0	£0	20.9%	20.9%	20.9%

Employer	Employer Number	Notes	Primary rate 2020/21 to 2022/23	Secondary rates (including any allowance for potential McCloud adjustment and/or phasing)			Total Contribution Rate from 2019 Valuation		
				2020/21	2021/22	2022/23	2020/21	2021/22	2022/23
MAM Doncaster Ltd - Doncaster Markets	916		19.3%	0.8%	0.8%	0.8%	20.1%	20.1%	20.1%
Mellors (Bramley Grange)	973		25.2%	£0	£0	£0	25.2%	25.2%	25.2%
Mellors (Grange Lane Infant Academy)	947		20.4%	£0	£0	£0	20.4%	20.4%	20.4%
Mellors (Hatfield Crookesbroom Primary)	949		21.9%	£0	£0	£0	21.9%	21.9%	21.9%
Mellors (Hatfield Woodhouse Primary)	950		22.7%	£0	£0	£0	22.7%	22.7%	22.7%
Mellors (Pheasant Bank Academy)	951		29.7%	£0	£0	£0	29.7%	29.7%	29.7%
Mellors (Rowena Academy)	952		23.7%	£0	£0	£0	23.7%	23.7%	23.7%
Optime Support Limited	938		20.1%	£0	£0	£0	20.1%	20.1%	20.1%

Employer	Employer Number	Notes	Primary rate 2020/21 to 2022/23	Secondary rates (including any allowance for potential McCloud adjustment and/or phasing)			Total Contribution Rate from 2019 Valuation		
				2020/21	2021/22	2022/23	2020/21	2021/22	2022/23
RM Education Ltd (Firth Park Academy)	960		21.9%	£0	£0	£0	21.9%	21.9%	21.9%
Taylor Shaw Aston All Saints	962		20.3%	£0	£0	£0	20.3%	20.3%	20.3%
Taylor Shaw Canon Popham	963		21.9%	£0	£0	£0	21.9%	21.9%	21.9%
Taylor Shaw Flanderwell Primary	964		22.7%	£0	£0	£0	22.7%	22.7%	22.7%
Taylor Shaw Kilnhurst St Thomas	965		21.3%	£0	£0	£0	21.3%	21.3%	21.3%
Taylor Shaw Loughton All Saints	966		20.7%	£0	£0	£0	20.7%	20.7%	20.7%
Taylor Shaw Rossington St Michaels	967		21.7%	£0	£0	£0	21.7%	21.7%	21.7%
Taylor Shaw St Oswald's Finningley	968		23.2%	£0	£0	£0	23.2%	23.2%	23.2%
Taylor Shaw Thrybergh Fullerton	969		21.9%	£0	£0	£0	21.9%	21.9%	21.9%

Employer	Employer Number	Notes	Primary rate 2020/21 to 2022/23	Secondary rates (including any allowance for potential McCloud adjustment and/or phasing)			Total Contribution Rate from 2019 Valuation		
				2020/21	2021/22	2022/23	2020/21	2021/22	2022/23
Taylor Shaw Treeton C of E Primary	970		23.1%	0.3%	0.3%	0.3%	23.4%	23.4%	23.4%
Taylor Shaw Trinity Croft	971		28.6%	£0	£0	£0	28.6%	28.6%	28.6%
Taylor Shaw Wickersley St Albans	972		28.4%	£0	£0	£0	28.4%	28.4%	28.4%

Other Interested Bodies with no Pensionable Employees (see note 13)	
Employer	Proportion of Pension Increases to be Recharged %
National Water Council	100
Sheffield Alcoholic Advisory Service	100
Youth Association South Yorkshire	60
Sheffield Racial Equality Council	100
Yorkshire & Humberside Regional Examination Board	100

The following employers exited the Fund during 2016/20. Termination assessments will be required and any additional contributions required will be notified separately:

Employer
Shafton Parish Council
SPS Security Ltd (Doncaster College)
Dolce Ltd (Sitwell Infants)
Dial a Ride
Creative Support
KGB Cleaning
Mellors (Thrybergh Fullerton)
Taylor Woodrow Construction (Cleaning)
Dolce Greengate Lane
Compass (Rowena)
Caterlink (Worsborough Bank End)
Dolce (Aston All Saints)
Dolce (Flanderwell)
Dolce (Wickersley St Albans)
Dolce (Trinity Croft)
Dolce (Rossingotn St Michaels)
Dolce Ltd (Intake Primary)
Compass (Hatfield Crookesbroom)
Compass (Hatfield Woodhouse)
Compass (Pheasant Bank)
CIVICA (Barnsley Schools)
Compass (Grange Lane Infants)

Employer
ADS Doncaster Substance Misuse
Churchill Contract Services (Brinsworth Academy)
Termination Assessment - ABM Catering (Bramley Grange)
RM Education (Dearne ALC)
Leonard Cheshire Disability

Important notes to the Certificate:

1. The percentages shown are percentages of pensionable pay and apply to all members, including those who are members under the 50:50 option under the LGPS.
2. The employer has chosen to pay their required lump sum secondary rate over the three years as one payment. Cash payments in respect of the total £ lump sums are payable by 30 April 2020. The amounts shown each year have been reduced to reflect the early payment.
3. The employer has chosen to pay each year's lump sum secondary rate as one payment each year. These annual cash payments are payable by 30 April of the year in which they are due. These amounts have been reduced to reflect this early payment.
4. With the agreement of the Administering Authority employers may also opt to pay any other element of their employer contributions in advance instead of monthly amounts, with either all three years being paid in April 2020 or payment being made in the April of the year in question. The cash amounts payable will be reduced in return for this early payment as follows:
 - Payments made in the April of the certified year will be reduced by 1.89% (i.e. the above amounts will be multiplied by 0.9811)
 - 2021/22 payments made in April 2020 will be reduced by 5.58% (i.e. the above amounts will be multiplied by 0.9442)
 - 2022/23 payments made in April 2020 will be reduced by 9.12% (i.e. the above amounts will be multiplied by 0.9088)

The employers shown under this note in the schedule above have already opted to prepay % contributions in April 2020.

5. Where % contributions are being paid in advance, for these cases the employer will need to estimate in advance the pensionable pay for the entire period (subject to an agreed adjustment with the Administering Authority) and a balancing adjustment to reflect the actual pensionable pay over the period would be made at the end of the period (no later than 30th April as appropriate following the year-end). Consideration will be required for employers in surplus as at 31 March 2019, where any surplus offset would be made up front before any reduction for early payment is applied. Further information on the policy for prepayments can be provided by the Fund upon request. It should be noted that only certain employers will be able to pay their primary rate in advance due to the operational complexity.
6. The lump sum secondary rate (£3.2m) for this employer and a proportion of the % contributions in relation to the period 1 April 2020 to 31 March 2023 were paid prior to 31 March 2020.
7. The lump sum secondary rate (£0.5m) for this employer in relation to the period 1 April 2020 to 31 March 2023 was paid prior to 31 March 2020.
8. Where an employer initially opts to prepay contributions and this subsequently does not happen then the contribution schedule will be updated to reflect the undiscounted contribution amounts which would be payable monthly or at an interval otherwise agreed with the Administering Authority.
9. Where the secondary rate is a £ deduction to the primary rate due to an employer being in surplus, the total annual contributions payable by each employer will be subject to a minimum of £nil i.e. no monies can be refunded to an employer whilst they participate in the Fund.
10. Employers were given the option of whether to pay additional contributions over 2020/23 in respect of the potential additional McCloud costs or any other factors. Where employers did not opt to pay the additional contributions for the McCloud costs, they are expected to make provision for this within their budgets. Once the final remedy for McCloud is known, additional contributions will be required from such employers, which will include allowance for any additional McCloud liabilities built up after 31 March 2019. Employers will therefore be notified of the additional payments required once the remedy has been agreed and the costs are known. This certificate will then be updated if appropriate to reflect these changes to contribution requirements.

For those employers who did opt to pay the additional contributions for the McCloud costs, the above secondary contributions include provision for the estimated effect of the McCloud judgment. Once the final remedy for McCloud is known, the position will be reviewed. Whilst it is possible that the Fund may require additional contributions from employers at that point in time if the McCloud remedy is substantially different from that currently anticipated, based on the Administering Authority's current knowledge and understanding of the likely outcome it believes that requiring such additional contributions is an unlikely outcome. In the event that additional contributions are required, this certificate will then be updated to reflect these changes.

Any contribution changes will take effect from a date to be determined by the Administering Authority.

11. The Fund has an internal captive insurance arrangement in place in order to pool the risks associated with ill health retirement costs. The captive has been designed for employers that could be materially affected by the ill health retirement of one or more of their members. Those employers (both existing and new) that will be included in the captive are set out in the separate policy in the FSS. These employers will be notified of their participation. New employers entering the Fund who fall into this category will also be included. For those employers in the ill-health captive arrangement, allowance for ill health retirements has been included in each employer's contribution rate, on the basis of the method and assumptions set out in the report. Details of the arrangement are set out in the FSS.
12. The secondary rate for these employers have been determined using the separately agreed solvency target.
13. The secondary rate contributions for these employers over 2020/23 also include an allowance for the recovery of excess ill-health retirement costs.
14. The pension increase recharges in relation to former employers will continue at the current levels.

Appendix I

Glossary

Actuarial Valuation: an investigation by an actuary into the ability of the Fund to meet its liabilities. For the LGPS the Fund Actuary will assess the funding level of each participating employer and agree contribution rates with the administering authority to fund the cost of new benefits and make good any existing deficits as set out in the separate Funding Strategy Statement.

Best Estimate Assumption: an assumption where the outcome has a 50/50 chance of being achieved.

Bonds: loans made to an issuer (often a government or a company) which undertakes to repay the loan at an agreed later date. The term refers generically to corporate bonds or government bonds (gilts).

Career Average Revalued Earnings Scheme (CARE): with effect from 1 April 2014, benefits accrued by members in the LGPS take the form of CARE benefits. Every year members will accrue a pension benefit equivalent to 1/49th of their pensionable pay in that year. Each annual pension accrued receives inflationary increases (in line with the annual change in the Consumer Prices Index) over the period to retirement.

CPI: acronym standing for "Consumer Prices Index". CPI is a measure of inflation with a basket of goods that is assessed on an annual basis. The reference goods and services differs from those of RPI. These goods are expected to provide lower, less volatile inflation increases. Pension increases in the LGPS are linked to the annual change in CPI.

Deficit: the extent to which the value of the Fund's past service liabilities exceeds the value of the Fund's assets.

Discount Rate: the rate of interest used to convert a cash amount e.g. future benefit payments occurring in the future to a present value.

Employer Covenant: the degree to which an employer participating in an occupational pension scheme is willing and able to meet the funding requirements of the scheme.

Employer's Future Service Contribution Rate: the contribution rate payable by an employer, expressed as a % of pensionable pay, as being sufficient to meet the cost of new benefits being accrued by active members in the future. The cost will be net of employee contributions and will include an allowance for the expected level of administrative expenses. It is normally the same as an employer's Primary Contribution Rate under the Regulations.

Employer's Primary Contribution Rate: the contribution rate required to meet the cost of the future accrual of benefits including ancillary, death in service and ill health benefits together with administration costs. It is expressed as a percentage of pensionable pay, ignoring any past service surplus or deficit, but allowing for any employer-specific circumstances, such as its membership profile, the funding strategy adopted for that employer, the actuarial method used and/or the employer's covenant. The Primary Contribution Rate for the whole Fund is the weighted average (by payroll) of the individual employers' Primary Contribution Rates.

Employer's Secondary Contribution Rate: an adjustment to the Primary Rate to reflect any past service deficit or surplus, to arrive at the rate each employer is required to pay. The Secondary Rate may be expressed as a percentage adjustment to the Primary Rate, and/or a cash adjustment in each of the three years beginning 1 April in the year following that in which the valuation date falls. The Secondary Rate is specified in the Rates and Adjustments Certificate. For any employer, the rate they are actually required to pay is the sum of the Primary and Secondary Rates. Secondary Rates for the whole fund in each of the three years shall also be disclosed. These will be calculated as the weighted average based on the whole fund payroll in respect of percentage rates and as a total amount in respect of cash adjustments.

Equities: shares in a company which are bought and sold on a stock exchange.

Funding Strategy Statement (FSS): This is a key governance document that outlines how the administering authority will manage employer's contributions to the Fund.

Guaranteed Minimum Pension (GMP): This part of a member's pension which was earned between 6 April 1978 and 5 April 1997 and which replaces part of that member's State Scheme benefits in respect of that period.

Investment Strategy: the long-term distribution of assets among various asset classes that takes into account the Funds objectives and attitude to risk.

McCloud Judgment: This refers to the linked legal cases of Sargeant and McCloud, and which found that the transitional protections (which were afforded to older members when the public service pension schemes were reformed in 2014/15) constituted unlawful age discrimination.

Past Service Liabilities: this is the present value of the benefits accrued by members up to the valuation date. It is assessed based on a set of assumptions agreed between the Administering Authority and the Actuary.

Percentile: A method of ranking a series of outcomes. For example, a 10th percentile outcome means that only 10% of results would be expected to be as good as or better than the 10th percentile and 90% of results would be expected to be worse.

Prepayment: the payment by employers of contributions to the Fund earlier than that certified by the Actuary. The amount paid will be reduced compared to the certified amount to reflect the early payment.

Present Value: the value of projected benefit payments, discounted back to the valuation date.

Primary rate of the employers' contribution: the contribution rate required to meet the cost of the future accrual of benefits including ancillary, death in service and ill health benefits together with administration costs. It is expressed as a percentage of pensionable pay, ignoring any past service surplus or deficit, but allowing for any employer-specific circumstances, such as its membership profile, the funding strategy adopted for that employer, the actuarial method used and/or the employer's covenant. The Primary rate for the whole fund is the weighted average (by payroll) of the individual employers' Primary rates.

Prudent Assumption: an assumption where the outcome has a greater than 50/50 chance of being achieved i.e. the outcome is more likely to be overstated than understated. Legislation and guidance requires the assumptions adopted for an actuarial valuation overall to be prudent.

Real Return or Real Discount Rate: a rate of return or discount rate net of CPI inflation.

Recovery Plan: a strategy by which an employer will make up a funding deficit over a specified period of time ("the recovery period", as set out in the Funding Strategy Statement).

SAB Funding Basis or SAB Basis: a set of actuarial assumptions determined by the LGPS Scheme Advisory Board (SAB). Its purposes are to set out the funding position on a standardised approach so that comparisons can be made with other LGPS Funds, and to assist with the "Section 13 review" as carried out by the Government Actuary's Department. As an example, the real discount rate over and above CPI used in the SAB Basis as at 31 March 2019 was 2.4% p.a., so it can be substantially different from the actuarial assumptions used to calculate the Fund's solvency funding position and contribution outcomes for employers.

Solvency/Funding Level: the ratio of the value of the Fund's assets and the value of the Fund's liabilities expressed as a percentage.

Solvency Funding Target: an assessment of the present value of benefits to be paid in the future. The desired funding target is to achieve a solvency level of a 100% i.e. assets equal to the past service liabilities assessed on the ongoing concern basis.

50/50 Scheme: in the LGPS, active members are given the option of accruing a lower benefit in the 50/50 Scheme, in return for paying a lower level of contribution.

Mercer Limited

No 4 St Paul's Square,
Old Hall Street,
Liverpool,
L3 9SJ
www.mercer.com

Mercer Limited is authorised and regulated by the Financial Conduct Authority
Registered in England No. 984275 Registered Office: 1 Tower Place West, Tower Place, London, EC3R 5BU